

---

# **Gluon Documentation**

*Release 2020.2.3*

**Project Gluon**

**Apr 14, 2021**



<b>1</b>	<b>Getting Started</b>	<b>3</b>
1.1	Selecting the right version . . . . .	3
1.2	Dependencies . . . . .	3
1.3	Building the images . . . . .	4
1.4	opkg repositories . . . . .	5
1.5	Make variables . . . . .	5
<b>2</b>	<b>Site configuration</b>	<b>9</b>
2.1	Configuration . . . . .	9
2.2	Build configuration . . . . .	16
2.3	Config mode texts . . . . .	18
2.4	Site modules . . . . .	19
2.5	Examples . . . . .	19
<b>3</b>	<b>Supported Devices &amp; Architectures</b>	<b>29</b>
3.1	ar71xx-generic . . . . .	29
3.2	ar71xx-nand . . . . .	32
3.3	ar71xx-tiny . . . . .	32
3.4	ath79-generic . . . . .	33
3.5	brcm2708-bcm2708 . . . . .	33
3.6	brcm2708-bcm2709 . . . . .	34
3.7	ipq40xx-generic . . . . .	34
3.8	ipq806x-generic . . . . .	34
3.9	lantiq-xrx200 . . . . .	35
3.10	lantiq-xway . . . . .	35
3.11	mpc85xx-generic . . . . .	35
3.12	mpc85xx-p1020 . . . . .	35
3.13	ramips-mt7620 . . . . .	35
3.14	ramips-mt7621 . . . . .	36
3.15	ramips-mt76x8 . . . . .	36
3.16	ramips-rt305x . . . . .	37
3.17	sunxi-cortexa7 . . . . .	37
3.18	x86-generic . . . . .	37
3.19	x86-geode . . . . .	37
3.20	x86-64 . . . . .	37
3.21	Footnotes . . . . .	38

<b>4</b>	<b>x86 support</b>	<b>39</b>
4.1	Targets . . . . .	39
<b>5</b>	<b>Frequently Asked Questions</b>	<b>41</b>
5.1	What hardware is supported? . . . . .	41
5.2	Why does DNS not work on the nodes? . . . . .	41
5.3	What is a good MTU on the mesh-vpn? . . . . .	41
<b>6</b>	<b>Config Mode</b>	<b>45</b>
6.1	Activating Config Mode . . . . .	45
6.2	Port Configuration . . . . .	45
6.3	Accessing Config Mode . . . . .	45
<b>7</b>	<b>Autoupdater</b>	<b>47</b>
7.1	Building Images . . . . .	47
7.2	Automated nightly builds . . . . .	47
7.3	Infrastructure . . . . .	48
7.4	Command Line . . . . .	48
<b>8</b>	<b>WLAN configuration</b>	<b>49</b>
8.1	Upgrade behaviour . . . . .	49
<b>9</b>	<b>Private WLAN</b>	<b>51</b>
<b>10</b>	<b>Wired mesh (Mesh-on-WAN/LAN)</b>	<b>53</b>
10.1	Wired mesh encapsulation . . . . .	53
10.2	Configuration . . . . .	54
<b>11</b>	<b>DNS forwarder</b>	<b>55</b>
<b>12</b>	<b>Node monitoring</b>	<b>57</b>
12.1	Format of collected data . . . . .	57
12.2	Accessing Node Information . . . . .	57
12.3	Adding a data provider . . . . .	59
<b>13</b>	<b>Multidomain Support</b>	<b>61</b>
13.1	Preamble . . . . .	61
13.2	Overview . . . . .	61
13.3	Switching the domain . . . . .	62
13.4	Allowed site variables . . . . .	63
13.5	Example config . . . . .	65
<b>14</b>	<b>Adding SSH public keys</b>	<b>75</b>
<b>15</b>	<b>Roles</b>	<b>77</b>
<b>16</b>	<b>Mesh-VPN</b>	<b>79</b>
16.1	fastd . . . . .	79
<b>17</b>	<b>Development Basics</b>	<b>81</b>
17.1	Bug Tracker . . . . .	81
17.2	IRC . . . . .	81
17.3	Working with repositories . . . . .	81
17.4	Development Guidelines . . . . .	82

<b>18</b>	<b>Adding support for new hardware</b>	<b>83</b>
18.1	Hardware requirements . . . . .	83
18.2	Device checklist . . . . .	83
18.3	Device classes . . . . .	83
18.4	Adding profiles . . . . .	84
18.5	Adding support for new hardware targets . . . . .	85
<b>19</b>	<b>Package development</b>	<b>87</b>
19.1	Gluon package makefiles . . . . .	87
19.2	Feature flags . . . . .	88
<b>20</b>	<b>Upgrade scripts</b>	<b>91</b>
20.1	Basics . . . . .	91
20.2	Best practices . . . . .	91
20.3	Script ordering . . . . .	91
<b>21</b>	<b>WAN support</b>	<b>93</b>
21.1	Routing tables . . . . .	93
21.2	libpacketmark . . . . .	93
21.3	gluon-wan-dnsmasq . . . . .	94
<b>22</b>	<b>MAC addresses</b>	<b>95</b>
<b>23</b>	<b>gluon.site library</b>	<b>97</b>
<b>24</b>	<b>Build system</b>	<b>99</b>
24.1	Feed management . . . . .	99
24.2	Helper scripts . . . . .	99
<b>25</b>	<b>Debugging</b>	<b>101</b>
25.1	Kernel Oops . . . . .	101
<b>26</b>	<b>Controllers</b>	<b>103</b>
26.1	Dispatchers . . . . .	103
26.2	The HTTP object . . . . .	104
26.3	The template renderer . . . . .	104
26.4	Differences from LuCI . . . . .	104
<b>27</b>	<b>Models</b>	<b>107</b>
27.1	Classes and methods . . . . .	108
27.2	Data types . . . . .	109
27.3	Differences from LuCI . . . . .	109
<b>28</b>	<b>Views</b>	<b>111</b>
28.1	Variables and functions . . . . .	112
<b>29</b>	<b>Internationalization support</b>	<b>113</b>
29.1	General guidelines . . . . .	113
29.2	i18n support in Gluon . . . . .	113
29.3	Adding translation templates to Gluon packages . . . . .	114
29.4	Adding translations . . . . .	114
29.5	Adding support for new languages . . . . .	115
<b>30</b>	<b>Config Mode</b>	<b>117</b>
30.1	Writing Config Mode modules . . . . .	117

<b>31 gluon-client-bridge</b>	<b>119</b>
31.1 site.conf . . . . .	119
<b>32 gluon-config-mode-domain-select</b>	<b>121</b>
32.1 domains/*.conf . . . . .	121
<b>33 gluon-eatables-filter-multicast</b>	<b>123</b>
<b>34 gluon-eatables-filter-ra-dhcp</b>	<b>125</b>
<b>35 gluon-eatables-limit-arp</b>	<b>127</b>
<b>36 gluon-eatables-source-filter</b>	<b>129</b>
36.1 site.conf . . . . .	129
<b>37 gluon-hoodselector</b>	<b>131</b>
37.1 Background information . . . . .	131
37.2 Behaviour . . . . .	131
37.3 Domain shapes . . . . .	133
37.4 site.conf . . . . .	133
<b>38 gluon-logging</b>	<b>135</b>
38.1 site.conf . . . . .	135
<b>39 gluon-mesh-batman-adv</b>	<b>137</b>
39.1 B.A.T.M.A.N. Routing Algorithms . . . . .	137
39.2 Node-Local Multicast Handling . . . . .	138
39.3 Mesh-wide Multicast Handling . . . . .	138
39.4 IGMP/MLD Domain Segmentation . . . . .	139
<b>40 gluon-mesh-wireless-sae</b>	<b>141</b>
40.1 site.conf . . . . .	141
<b>41 gluon-radv-filterd</b>	<b>143</b>
41.1 Selected router . . . . .	143
41.2 Local routers . . . . .	143
41.3 respondd module . . . . .	144
41.4 site.conf . . . . .	144
<b>42 gluon-scheduled-domain-switch</b>	<b>145</b>
42.1 site.conf . . . . .	145
<b>43 gluon-web-admin</b>	<b>147</b>
43.1 site.conf . . . . .	147
<b>44 gluon-web-logging</b>	<b>149</b>
<b>45 Gluon 2020.2.3</b>	<b>151</b>
45.1 Bugfixes . . . . .	151
45.2 Other changes . . . . .	151
45.3 Known issues . . . . .	151
<b>46 Gluon 2020.2.2</b>	<b>153</b>
46.1 Bugfixes . . . . .	153
46.2 Other changes . . . . .	153
46.3 Known issues . . . . .	153

<b>47 Gluon 2020.2.1</b>	<b>155</b>
47.1 Added hardware support . . . . .	155
47.2 Bugfixes . . . . .	155
47.3 Other changes . . . . .	155
47.4 Known issues . . . . .	155
<b>48 Gluon 2020.2</b>	<b>157</b>
48.1 Added hardware support . . . . .	157
48.2 Major changes . . . . .	158
48.3 Bugfixes . . . . .	159
48.4 Site changes . . . . .	159
48.5 Internal . . . . .	159
48.6 Known issues . . . . .	160
<b>49 Gluon 2020.1.4</b>	<b>161</b>
49.1 Added hardware support . . . . .	161
49.2 Bugfixes . . . . .	161
49.3 Other changes . . . . .	161
49.4 Known issues . . . . .	161
<b>50 Gluon 2020.1.3</b>	<b>163</b>
50.1 Bugfixes . . . . .	163
50.2 Other changes . . . . .	163
50.3 Known issues . . . . .	163
<b>51 Gluon 2020.1.2</b>	<b>165</b>
51.1 Removed hardware support . . . . .	165
51.2 Bugfixes . . . . .	165
51.3 Other changes . . . . .	166
51.4 Internals . . . . .	166
51.5 Known issues . . . . .	166
<b>52 Gluon 2020.1.1</b>	<b>167</b>
52.1 Bugfixes . . . . .	167
52.2 Other changes . . . . .	167
52.3 Known issues . . . . .	167
<b>53 Gluon 2020.1</b>	<b>169</b>
53.1 Added hardware support . . . . .	169
53.2 Removed hardware support . . . . .	171
53.3 Major changes . . . . .	171
53.4 Bugfixes . . . . .	172
53.5 Site changes . . . . .	172
53.6 Internals . . . . .	172
<b>54 Gluon 2019.1.3</b>	<b>175</b>
54.1 Bugfixes . . . . .	175
54.2 Other Changes . . . . .	175
54.3 Known issues . . . . .	176
<b>55 Gluon 2019.1.2</b>	<b>177</b>
55.1 Bugfixes . . . . .	177
55.2 Other Changes . . . . .	177
55.3 Known issues . . . . .	177

<b>56</b>	<b>Gluon 2019.1.1</b>	<b>179</b>
56.1	Bugfixes . . . . .	179
56.2	Other Changes . . . . .	179
56.3	Known issues . . . . .	179
<b>57</b>	<b>Gluon 2019.1</b>	<b>181</b>
57.1	Important notes . . . . .	181
57.2	Added hardware support . . . . .	181
57.3	New features . . . . .	182
57.4	Bugfixes . . . . .	183
57.5	Site changes . . . . .	184
57.6	Gateway recommendations . . . . .	184
57.7	Internals . . . . .	184
57.8	Known issues . . . . .	185
<b>58</b>	<b>Gluon 2018.2.4</b>	<b>187</b>
58.1	End of life . . . . .	187
58.2	Bugfixes . . . . .	187
58.3	Other changes . . . . .	187
58.4	Known issues . . . . .	187
<b>59</b>	<b>Gluon 2018.2.3</b>	<b>189</b>
59.1	Added hardware support . . . . .	189
59.2	Bugfixes . . . . .	190
59.3	Other changes . . . . .	190
59.4	Known issues . . . . .	190
<b>60</b>	<b>Gluon 2018.2.2</b>	<b>191</b>
60.1	Removed hardware support . . . . .	191
60.2	Bugfixes . . . . .	191
60.3	Other changes . . . . .	192
60.4	Known issues . . . . .	192
<b>61</b>	<b>Gluon 2018.2.1</b>	<b>193</b>
61.1	Added hardware support . . . . .	193
61.2	Bugfixes . . . . .	194
61.3	New features . . . . .	194
61.4	Known issues . . . . .	195
<b>62</b>	<b>Gluon 2018.2</b>	<b>197</b>
62.1	Added hardware support . . . . .	197
62.2	New features . . . . .	198
62.3	Site changes . . . . .	199
62.4	Internals . . . . .	199
62.5	Known issues . . . . .	199
<b>63</b>	<b>Gluon 2018.1.4</b>	<b>201</b>
63.1	Bugfixes . . . . .	201
63.2	Known issues . . . . .	201
<b>64</b>	<b>Gluon 2018.1.3</b>	<b>203</b>
64.1	Bugfixes . . . . .	203
64.2	Known issues . . . . .	203
<b>65</b>	<b>Gluon 2018.1.2</b>	<b>205</b>



65.1	Bugfixes . . . . .	205
65.2	Other changes . . . . .	205
65.3	Known issues . . . . .	205
<b>66</b>	<b>Gluon 2018.1.1</b>	<b>207</b>
66.1	Bugfixes . . . . .	207
66.2	Other changes . . . . .	207
66.3	Known issues . . . . .	207
<b>67</b>	<b>Gluon 2018.1</b>	<b>209</b>
67.1	Important notes . . . . .	209
67.2	Added hardware support . . . . .	209
67.3	New features . . . . .	211
67.4	Site changes . . . . .	212
67.5	Internals . . . . .	213
67.6	Known issues . . . . .	215
<b>68</b>	<b>Gluon 2017.1.8</b>	<b>217</b>
68.1	Added hardware support . . . . .	217
68.2	Bugfixes . . . . .	217
68.3	Other changes . . . . .	218
68.4	Known issues . . . . .	218
<b>69</b>	<b>Gluon 2017.1.7</b>	<b>219</b>
69.1	Bugfixes . . . . .	219
69.2	Known issues . . . . .	219
<b>70</b>	<b>Gluon 2017.1.6</b>	<b>221</b>
70.1	Bugfixes . . . . .	221
70.2	Known issues . . . . .	222
<b>71</b>	<b>Gluon 2017.1.5</b>	<b>223</b>
71.1	Added hardware support . . . . .	223
71.2	Bugfixes . . . . .	223
71.3	Known issues . . . . .	223
<b>72</b>	<b>Gluon 2017.1.4</b>	<b>225</b>
72.1	Added hardware support . . . . .	225
72.2	Bugfixes . . . . .	225
72.3	Known issues . . . . .	225
<b>73</b>	<b>Gluon 2017.1.3</b>	<b>227</b>
73.1	Bugfixes . . . . .	227
73.2	Known issues . . . . .	228
<b>74</b>	<b>Gluon 2017.1.2</b>	<b>229</b>
74.1	New features . . . . .	229
74.2	Bugfixes . . . . .	229
74.3	Known issues . . . . .	230
<b>75</b>	<b>Gluon 2017.1.1</b>	<b>231</b>
75.1	Bugfixes . . . . .	231
75.2	Known issues . . . . .	231
<b>76</b>	<b>Gluon 2017.1</b>	<b>233</b>
76.1	General changes . . . . .	233

76.2	Added hardware support . . . . .	233
76.3	New features . . . . .	234
76.4	Bugfixes . . . . .	235
76.5	Site changes . . . . .	235
76.6	Internals . . . . .	236
76.7	Known issues . . . . .	236
<b>77</b>	<b>Gluon 2016.2.7</b>	<b>237</b>
77.1	Bugfixes . . . . .	237
77.2	Known Issues . . . . .	237
<b>78</b>	<b>Gluon 2016.2.6</b>	<b>239</b>
78.1	Added hardware support . . . . .	239
78.2	Bugfixes . . . . .	239
78.3	Known Issues . . . . .	240
<b>79</b>	<b>Gluon 2016.2.5</b>	<b>241</b>
79.1	Bugfixes . . . . .	241
79.2	Known Issues . . . . .	241
<b>80</b>	<b>Gluon 2016.2.4</b>	<b>243</b>
80.1	Bugfixes . . . . .	243
80.2	Other changes . . . . .	243
80.3	Known Issues . . . . .	244
<b>81</b>	<b>Gluon 2016.2.3</b>	<b>245</b>
81.1	Added hardware support . . . . .	245
81.2	Removed hardware support . . . . .	245
81.3	Bugfixes . . . . .	245
81.4	Known Issues . . . . .	246
<b>82</b>	<b>Gluon 2016.2.2</b>	<b>247</b>
82.1	Added hardware support . . . . .	247
82.2	Bugfixes . . . . .	247
82.3	Other changes . . . . .	248
82.4	Known Issues . . . . .	248
<b>83</b>	<b>Gluon 2016.2.1</b>	<b>249</b>
83.1	Added hardware support . . . . .	249
83.2	Bugfixes . . . . .	249
83.3	Known Issues . . . . .	249
<b>84</b>	<b>Gluon 2016.2</b>	<b>251</b>
84.1	Added hardware support . . . . .	251
84.2	New features . . . . .	252
84.3	Bugfixes . . . . .	253
84.4	Other changes . . . . .	253
84.5	Site changes . . . . .	253
84.6	Internals . . . . .	253
84.7	Known Issues . . . . .	254
<b>85</b>	<b>Gluon 2016.1.6</b>	<b>255</b>
85.1	Bugfixes . . . . .	255
85.2	Known Issues . . . . .	256

<b>86</b>	<b>Gluon 2016.1.5</b>	<b>257</b>
86.1	Added hardware support . . . . .	257
86.2	Bugfixes . . . . .	257
86.3	Known Issues . . . . .	258
<b>87</b>	<b>Gluon 2016.1.4</b>	<b>259</b>
87.1	Added hardware support . . . . .	259
87.2	Bugfixes . . . . .	259
87.3	Known Issues . . . . .	259
<b>88</b>	<b>Gluon 2016.1.3</b>	<b>261</b>
88.1	Added hardware support . . . . .	261
88.2	Bugfixes . . . . .	261
88.3	Known Issues . . . . .	261
<b>89</b>	<b>Gluon 2016.1.2</b>	<b>263</b>
89.1	Added hardware support . . . . .	263
89.2	Bugfixes . . . . .	263
89.3	Known Issues . . . . .	263
<b>90</b>	<b>Gluon 2016.1.1</b>	<b>265</b>
90.1	Added hardware support . . . . .	265
90.2	Bugfixes . . . . .	265
90.3	Known Issues . . . . .	266
<b>91</b>	<b>Gluon 2016.1</b>	<b>267</b>
91.1	Added hardware support . . . . .	267
91.2	New features . . . . .	268
91.3	Bugfixes . . . . .	269
91.4	Site changes . . . . .	269
91.5	Internals . . . . .	271
91.6	Known Issues . . . . .	271
<b>92</b>	<b>Gluon 2015.1.2</b>	<b>273</b>
92.1	Added hardware support . . . . .	273
92.2	New features . . . . .	273
92.3	Bugfixes . . . . .	273
<b>93</b>	<b>Gluon 2015.1.1</b>	<b>275</b>
93.1	Added hardware support . . . . .	275
93.2	New features . . . . .	275
93.3	Bugfixes . . . . .	275
<b>94</b>	<b>Gluon 2015.1</b>	<b>277</b>
94.1	Added hardware support . . . . .	277
94.2	New features . . . . .	278
94.3	Bugfixes . . . . .	280
94.4	Site changes . . . . .	280
94.5	Internals . . . . .	281
94.6	Known Issues . . . . .	281
<b>95</b>	<b>Gluon 2014.4</b>	<b>283</b>
95.1	Added (and removed) hardware support . . . . .	283
95.2	New features . . . . .	283
95.3	Bugfixes . . . . .	284

95.4	Site changes	285
95.5	Internals	285
95.6	Known Issues	285
<b>96</b>	<b>Gluon 2014.3.1</b>	<b>287</b>
96.1	Bugfixes	287
96.2	New features	287
96.3	Site changes	287
<b>97</b>	<b>Gluon 2014.3</b>	<b>289</b>
97.1	New hardware support	289
97.2	New features	289
97.3	Bugfixes	291
97.4	Site changes	291
97.5	Internals	291
<b>98</b>	<b>License</b>	<b>293</b>
<b>99</b>	<b>Indices and tables</b>	<b>295</b>

Gluon is a modular framework for creating OpenWrt-based firmware images for wireless mesh nodes. Several Freifunk communities in Germany use Gluon as the foundation of their Freifunk firmware.



### 1.1 Selecting the right version

Gluon’s releases are managed using [Git tags](#). If you are just getting started with Gluon we recommend to use the latest stable release of Gluon.

Take a look at the [list of gluon releases](#) and notice the latest release, e.g. `v2020.2.3`. Always get Gluon using `git` and don’t try to download it as a Zip archive as the archive will be missing version information.

Please keep in mind that there is no “default Gluon” build; a site configuration is required to adjust Gluon to your needs. Due to new features being added (or sometimes being removed) the format of the site configuration changes slightly between releases. Please refer to our release notes for instructions to update an old site configuration to a newer release of Gluon.

An example configuration can be found in the Gluon repository at [docs/site-example/](#).

### 1.2 Dependencies

To build Gluon, several packages need to be installed on the system. On a freshly installed Debian Stretch system the following packages are required:

- *git* (to get Gluon and other dependencies)
- *subversion*
- *python* (Python 3 doesn’t work)
- *build-essential*
- *gawk*
- *unzip*
- *libncurses-dev* (actually *libncurses5-dev*)
- *libz-dev* (actually *zlib1g-dev*)

- *libssl-dev*
- *wget*
- *time* (built-in *time* doesn't work)

### 1.3 Building the images

To build Gluon, first check out the repository. Replace *RELEASE* with the version you'd like to checkout, e.g. *v2020.2.3*.

```
git clone https://github.com/freifunk-gluon/gluon.git gluon -b RELEASE
```

This command will create a directory named *gluon/*. It might also tell a scary message about being in a *detached state*. **Don't panic!** Everything's fine. Now, enter the freshly created directory:

```
cd gluon
```

It's time to add (or create) your site configuration. If you already have a site repository, just clone it:

```
git clone https://github.com/freifunk-alpha-centauri/site-ffac.git site
```

If you want to build a new site, create a new git repository *site/*:

```
mkdir site
cd site
git init
```

Copy *site.conf*, *site.mk* and *i18n* from *docs/site-example*:

```
cp ../docs/site-example/site.conf .
cp ../docs/site-example/site.mk .
cp -r ../docs/site-example/i18n .
```

Edit these files as you see fit and commit them into the site repository. Extensive documentation about the site configuration can be found at: [Site configuration](#). The site directory should always be a git repository by itself; committing site-specific files to the Gluon main repository should be avoided, as it will make updates more complicated.

Next go back to the top-level Gluon directory and build Gluon:

```
cd ..
make update # Get other repositories used by Gluon
make GLUON_TARGET=ar71xx-generic # Build Gluon
```

In case of errors read the messages carefully and try to fix the stated issues (e.g. install missing tools not available or look for [Troubleshooting](#) in the wiki).

*ar71xx-generic* is the most common target and will generate images for most of the supported hardware. To see a complete list of supported targets, call `make` without setting `GLUON_TARGET`.

To build all targets use a loop like this:

```
for TARGET in $(make list-targets); do
    make GLUON_TARGET=$TARGET
done
```



You should generally reserve 5GB of disk space and additionally about 10GB for each *GLUON\_TARGET*.

The built images can be found in the directory *output/images*. Of these, the *factory* images are to be used when flashing from the original firmware a device came with, and *sysupgrade* is to upgrade from other versions of Gluon or any other OpenWrt-based system.

**Note:** The images for some models are identical; to save disk space, symlinks are generated instead of multiple copies of the same image. If your webserver's configuration prohibits following symlinks, you can use the following command to resolve these links while copying the images:

```
cp -rL output/images /var/www
```

The directory *output/debug* contains a compressed kernel image for each architecture. These can be used for debugging and should be stored along with the images to allow debugging of kernel problems on devices in the field. See *Debugging* for more information.

### 1.3.1 Cleaning the build tree

There are two levels of *make clean*:

```
make clean GLUON_TARGET=ar71xx-generic
```

will ensure all packages are rebuilt for a single target. This is usually not necessary, but may fix certain kinds of build failures.

```
make dirclean
```

will clean the entire tree, so the toolchain will be rebuilt as well, which will take a while.

## 1.4 opkg repositories

Gluon is mostly compatible with OpenWrt, so the normal OpenWrt package repositories can be used for Gluon as well.

This is not true for kernel modules; the Gluon kernel is incompatible with the kernel of the default OpenWrt images. Therefore, Gluon will not only generate images, but also an opkg repository containing all core packages provided by OpenWrt, including modules for the kernel of the generated images.

### 1.4.1 Signing keys

Gluon does not support HTTPS for downloading packages; fortunately, opkg deploys public-key cryptography to ensure package integrity.

The Gluon images will contain public keys from two sources: the official OpenWrt keyring (to allow installing userspace packages) and a Gluon-specific key (which is used to sign the generated package repository).

OpenWrt will handle the generation and handling of the keys itself. When making firmware releases based on Gluon, it might make sense to store the keypair, so updating the module repository later is possible.

## 1.5 Make variables

Gluon's build process can be controlled by various variables. They can usually be set on the command line or in *site.mk*.

### 1.5.1 Common variables

**GLUON\_BRANCH** Sets the default branch of the autoupdater. If unset, the autoupdater is disabled by default. For the `make manifest` command, `GLUON_BRANCH` defines the branch to generate a manifest for.

**GLUON\_DEPRECATED** Controls whether images for deprecated devices should be built. The following values are supported:

- `0`: Do not build any images for deprecated devices.
- `upgrade`: Only build sysupgrade images for deprecated devices.
- `full`: Build both sysupgrade and factory images for deprecated devices.

Usually, devices are deprecated because their flash size is insufficient to support future Gluon versions. The recommended setting is `0` for new sites, and `upgrade` for existing configurations (where upgrades for existing deployments of low-flash devices are required).

**GLUON\_LANGS** Space-separated list of languages to include for the config mode/advanced settings. Defaults to `en`. `en` should always be included, other supported languages are `de` and `fr`.

**GLUON\_PRIORITY** Defines the priority of an automatic update in `make manifest`. See *Autoupdater* for a detailed description of this value.

**GLUON\_REGION** Some devices (at the moment the TP-Link Archer C7) contain a region code that restricts firmware installations. Set `GLUON_REGION` to `eu` or `us` to make the resulting images installable from the respective stock firmware.

**GLUON\_RELEASE** Firmware release number: This string is displayed in the config mode, announced via `respondd/alfred` and used by the autoupdater to decide if a newer version is available. The same `GLUON_RELEASE` has to be passed to `make` and `make manifest` to generate a correct manifest.

**GLUON\_TARGET** Target architecture to build.

### 1.5.2 Special variables

**GLUON\_AUTOREMOVE** Setting `GLUON_AUTOREMOVE=1` enables the `CONFIG_AUTOREMOVE` OpenWrt setting, which will delete package build directories after a package build has finished to save space. This is mostly useful for CI builds from scratch. Do not set this flag during development (or generally, when you want you reuse your build tree for subsequent builds), as it significantly increases incremental build times.

**GLUON\_DEBUG** Setting `GLUON_DEBUG=1` will provide firmware images including debugging symbols usable with GDB or similar tools. Requires a device or target with at least 16 MB of flash space, e.g. `x86-64`. Unset by default.

**GLUON\_MINIFY** Setting `GLUON_MINIFY=0` will omit the minification of scripts during the build process. By default the flag is set to `1`. Disabling the flag is handy if human readable scripts on the devices are desired for development purposes. Be aware that this will increase the size of the resulting images and is therefore not suitable for devices with small flash chips.

**GLUON\_DEVICES** List of devices to build. The list contains the Gluon profile name of a device, the profile name is the first parameter of the `device` command in a target file. e.g. `GLUON_DEVICES="avm-fritz-box-4020 tp-link-tl-wdr4300-v1"`. Empty by default to build all devices of a target.

**GLUON\_IMAGEDIR** Path where images will be stored. Defaults to `$(GLUON_OUTPUTDIR)/images`.

**GLUON\_PACKAGEDIR** Path where the `opkg` package repository will be stored. Defaults to `$(GLUON_OUTPUTDIR)/packages`.

**GLUON\_OUTPUTDIR** Path where output files will be stored. Defaults to `output`.

**GLUON\_SITEDIR** Path to the site configuration. Defaults to `site`.



The `site` consists of the files `site.conf` and `site.mk`. In the first community based values are defined, which both are processed during the build process and runtime. The last is directly included in the make process of Gluon.

### 2.1 Configuration

The `site.conf` is a lua dictionary with the following defined keys.

**hostname\_prefix** A string which shall prefix the default hostname of a device.

**site\_name** The name of your community.

**site\_code** The code of your community. It is good practice to use the TLD of your community here.

**domain\_seed** 32 bytes of random data, encoded in hexadecimal, used to seed other random values specific to the mesh domain. It must be the same for all nodes of one mesh, but should be different for firmware that is not supposed to mesh with each other.

The recommended way to generate a value for a new site is:

```
echo $(hexdump -v -n 32 -e '1/1 "%02x"' </dev/urandom)
```

**prefix4 : optional** The IPv4 Subnet of your community mesh network in CIDR notation, e.g.

```
prefix4 = '10.111.111.0/18'
```

Required if `next_node.ip4` is set.

**prefix6** The IPv6 subnet of your community mesh network, e.g.

```
prefix6 = 'fdca::ffee:babe:1::/64'
```

**node\_prefix6** The ipv6 prefix from which the unique IP-addresses for nodes are selected in babel-based networks. This may overlap with `prefix6`. e.g.

```
node_prefix6 = 'fdca::ffee:babe:2::/64'
```

**node\_client\_prefix6** The ipv6 prefix from which the client-specific IP-address is calculated that is assigned to each node by I3roamd to allow efficient communication when roaming. This is exclusively useful when running a routing mesh protocol like babel. e.g.

```
node_client_prefix6 = 'fdca::ffee:babe:3::/64'
```

**timezone** The timezone of your community live in, e.g.

```
-- Europe/Berlin
timezone = 'CET-1CEST,M3.5.0,M10.5.0/3'
```

**ntp\_servers** List of NTP servers available in your community or used by your community, e.g.:

```
ntp_servers = {'1.ntp.services.ffac', '2.ntp.services.ffac'}
```

This NTP servers must be reachable via IPv6 from the nodes. If you don't want to set an IPv6 address explicitly, but use a hostname (which is recommended), see also the [FAQ](#).

**opkg : optional** opkg package manager configuration.

There are two optional fields in the opkg section:

- openwrt overrides the default OpenWrt repository URL. The default URL would correspond to `http://downloads.openwrt.org/snapshots/packages/%A` and usually doesn't need to be changed when nodes are expected to have IPv6 internet connectivity.
- extra specifies a table of additional repositories (with arbitrary keys)

```
opkg = {
  openwrt = 'http://opkg.services.ffac/openwrt/snapshots/packages/%A',
  extra = {
    gluon = 'http://opkg.services.ffac/modules/gluon-%GS-%GR/%S',
  },
}
```

There are various patterns which can be used in the URLs:

- %d is replaced by the OpenWrt distribution name (“openwrt”)
- %v is replaced by the OpenWrt version number (e.g. “17.01”)
- %S is replaced by the target board (e.g. “ar71xx/generic”)
- %A is replaced by the target architecture (e.g. “mips\_24kc”)
- %GS is replaced by the Gluon site code (as specified in `site.conf`)
- %GV is replaced by the Gluon version
- %GR is replaced by the Gluon release (as specified in `site.mk`)

**regdom : optional** The wireless regulatory domain responsible for your area, e.g.:

```
regdom = 'DE'
```

Setting `regdom` is mandatory if `wifi24` or `wifi5` is defined.

**wifi24 : optional** WLAN configuration for 2.4 GHz devices. `channel` must be set to a valid wireless channel for your radio. `beacon_interval` can be specified to set a custom beacon interval in time units (TU). A time unit is equivalent to 1024  $\mu$ s. If not set, the default value of 100 TU (=102.4 ms) is used.

There are currently two interface types available. You may choose to configure any subset of them:

- `ap` creates a master interface where clients may connect
- `mesh` creates an 802.11s mesh interface with forwarding disabled

Each interface may be disabled by setting `disabled` to `true`. This will only affect new installations. Upgrades will not change the disabled state.

`ap` holds the client network configuration. To create an unencrypted client network, a string named `ssid` which sets the interface's ESSID is required. This is the wireless network clients connect to. For an OWE secured network, the `owe_ssid` string has to be set. It sets the SSID for the opportunistically encrypted wireless network, to which compatible clients can connect to. For OWE to work, the `wireless-encryption-wpa3` has to be enabled (usually by adding it to `GLUON_FEATURES_standard`) in your `site.mk`. To utilize the OWE transition mode, `owe_transition_mode` has to be set to `true`. When `owe_transition_mode` is enabled, the OWE secured SSID will be hidden. Compatible devices will automatically connect to the OWE secured SSID when selecting the open SSID. Note that for the transition mode to work, both `ssid` as well as `owe_ssid` have to be enabled. Also, some devices with a broken implementation might not be able to connect with a transition-mode enabled network.

`mesh` requires a single parameter, a string, named `id` which sets the mesh id, also visible as an open WiFi in some network managers. Usually you don't want users to connect to this mesh-SSID, so use a cryptic id that no one will accidentally mistake for the client WiFi.

`mesh` also accepts an optional `mcast_rate` (kbit/s) parameter for setting the multicast bitrate. Increasing the default value of 1000 to something like 12000 is recommended.

```
wifi24 = {
  channel = 11,
  ap = {
    ssid = 'alpha-centauri.freifunk.net',
    owe_ssid = 'owe.alpha-centauri.freifunk.net',
    owe_transition_mode = true,
  },
  mesh = {
    id = 'ueH3uXjdp',
    mcast_rate = 12000,
  },
},
```

**wifi5 : optional** Same as `wifi24` but for the 5GHz radio.

Additionally a range of channels that are safe to use outdoors on the 5 GHz band can be set up through `outdoor_chanlist`, which allows for a space-separated list of channels and channel ranges, separated by a hyphen. When set this offers the outdoor mode flag for 5 GHz radios in the config mode which reconfigures the AP to select its channel from `outdoor_chanlist`, while respecting regulatory specifications, and disables mesh on that radio. The `outdoors` option in turn allows to configure when outdoor mode will be enabled. When set to `true` all 5 GHz radios will use outdoor channels, while on `false` the outdoor mode will be completely disabled. The default setting is `'preset'`, which will enable outdoor mode automatically on outdoor-capable devices.

```
wifi5 = {
  channel = 44,
  outdoor_chanlist = "100-140",

  [...]
},
```

**next\_node : package** Configuration of the local node feature of Gluon

```
next_node = {
  name = { 'nextnode.location.community.example.org', 'nextnode', 'nn' },
  ip4 = '10.23.42.1',
  ip6 = 'fdca:ffee:babe:1::1',
  mac = '16:41:95:40:f7:dc'
}
```

All values of this section are optional. If the IPv4 or IPv6 address is omitted, there will be no IPv4 or IPv6 anycast address. The MAC address defaults to `16:41:95:40:f7:dc`; this value usually doesn't need to be changed, but it can be adjusted to match existing deployments that use a different value.

When the nodes' next-node address is used as a DNS resolver by clients (by passing it via DHCP or router advertisements), it may be useful to allow resolving a next-node hostname without referring to an upstream DNS server (e.g. to allow reaching the node using such a hostname via HTTP or SSH in isolated mesh segments). This is possible by providing one or more names in the `name` field.

### mesh Configuration of general mesh functionality.

To avoid inter-mesh links, Gluon can encapsulate the mesh protocol in VXLAN for Mesh-on-LAN/WAN. It is recommended to set `mesh.vxlan` to `true` to enable VXLAN in new setups. Setting it to `false` disables this encapsulation to allow meshing with other nodes that don't support VXLAN (Gluon 2017.1.x and older). In multi-domain setups, `mesh.vxlan` is optional and defaults to `true`.

Gluon generally segments layer-2 meshes so that each node becomes IGMP/MLD querier for its own local clients. This is necessary for reliable multicast snooping. The segmentation is realized by preventing IGMP/MLD queries from passing through the mesh. See also [gluon-mesh-batman-adv](#) for details.

By default, not only queries are filtered, but also membership report and leave packets, as they add to the background noise of the mesh. As a consequence, snooping switches outside the mesh that are connected to a Gluon node need to be configured to forward all multicast traffic towards the mesh; this is usually not a problem, as such setups are unusual. If you run a special-purpose mesh that requires membership reports to be working, this filtering can be disabled by setting the optional `filter_membership_reports` value to `false`.

In addition, options specific to the batman-adv routing protocol can be set in the `batman_adv` section:

The mandatory value `routing_algo` selects the batman-adv protocol variant. The following values are supported:

- `BATMAN_IV`
- `BATMAN_V`

The optional value `gw_sel_class` sets the gateway selection class, the default is 20 for B.A.T.M.A.N. IV and 5000 kbit/s for B.A.T.M.A.N. V.

- **B.A.T.M.A.N. IV:** with the value 20 the gateway is selected based on the link quality (TQ) only; with class 1 it is calculated from both, the TQ and the announced bandwidth.
- **B.A.T.M.A.N. V:** with the value 1500 the gateway is selected if the throughput is at least 1500 kbit/s faster than the throughput of the currently selected gateway.

For details on determining the threshold, when to switch to a new gateway, see [batctl manpage](#), section "gw\_mode".

```
mesh = {
  vxlan = true,
  filter_membership_reports = false,
  batman_adv = {
    routing_algo = 'BATMAN_IV',
    gw_sel_class = 1,
  },
}
```



**mesh\_vpn** Remote server setup for the mesh VPN.

The *enabled* option can be set to true to enable the VPN by default. *mtu* defines the MTU of the VPN interface, determining a proper MTU value is described in the [FAQ](#).

By default the public key of a node's VPN daemon is not added to announced respondd data; this prevents malicious ISPs from correlating VPN sessions with specific mesh nodes via public respondd data. If this is of no concern in your threat model, this behaviour can be disabled (and thus announcing the public key be enabled) by setting *pubkey\_privacy* to *false*. At the moment, this option only affects *fastd*.

The *fastd* section configures settings specific to the *fastd* VPN implementation.

If *configurable* is set to *false* or unset, the method list will be replaced on updates with the list from the site configuration. Setting *configurable* to *true* will allow the user to add the method *null* to the beginning of the method list or remove *null* from it, and make this change survive updates. Setting *configurable* is necessary for the package *gluon-web-mesh-vpn-fastd*, which adds a UI for this configuration.

In any case, the *null* method should always be the first method in the list if it is supported at all. You should only set *configurable* to *true* if the configured peers support both the *null* method and methods with encryption.

You can set *syslog\_level* from *verbose* (default) to *warn* to reduce syslog output.

*fastd* allows to configure a tree of peer groups and peers. By default, the list of groups and peers configured in the *fastd* UCI config is completely replaced by the list from *site.conf* on upgrades. To allow custom modifications to the peer list, removal and modification of peers can be prevented by setting the *preserve* option of a peer to 1 in UCI.

The *tunneldigger* section is used to define the *tunneldigger* broker list.

**Note:** It doesn't make sense to include both *fastd* and *tunneldigger* sections in the same configuration file, as only one of the packages *gluon-mesh-vpn-fastd* and *gluon-mesh-vpn-tunneldigger* should be installed with the current implementation.

**Note:** It may be interesting to include the package *gluon-iptables-clamp-mss-to-pmtu* in the build when using *gluon-mesh-babel* to work around icmp blackholes on the internet.

```
mesh_vpn = {
  -- enabled = true,
  mtu = 1312,
  -- pubkey_privacy = true,

  fastd = {
    methods = {'salsa2012+umac'},
    -- configurable = true,
    -- syslog_level = 'warn',
    groups = {
      backbone = {
        -- Limit number of connected peers from this group
        limit = 1,
        peers = {
          peer1 = {
            key =
→ 'XXXXXXXXXXXXXXXXXXXXXXXXXXXXXXXXXXXXXXXXXXXXXXXXXXXXXXXXXXXXXXXXXXXXXXXXXXXX',
            -- Having multiple domains prevents SPOF in freifunk.net
            remotes = {
              'ipv4 "vpn1.alpha-centauri.freifunk.net" port 10000',
              'ipv4 "vpn1.alpha-centauri-freifunk.de" port 10000',
            },
          },
          peer2 = {
```

(continues on next page)

(continued from previous page)

```

        key =
↪ 'XXXXXXXXXXXXXXXXXXXXXXXXXXXXXXXXXXXXXXXXXXXXXXXXXXXXXXXXXXXXXXXXXXXX',
        -- You can also omit the ipv4 to allow both connection via ipv4 and
↪ ipv6
        remotes = {"vpn2.alpha-centauri.freifunk.net" port 10000'},
    },
    peer3 = {
        key =
↪ 'XXXXXXXXXXXXXXXXXXXXXXXXXXXXXXXXXXXXXXXXXXXXXXXXXXXXXXXXXXXXXXXXXXXX',
        -- In addition to domains you can also add ip addresses, which
↪ provides
        -- resilience in case of dns outages
        remotes = {
            "vpn3.alpha-centauri.freifunk.net" port 10000',
            '[2001:db8::3:1]:10000',
            '192.0.2.3:10000',
        },
    },
},
-- Optional: nested peer groups
-- groups = {
--     lowend_backbone = {
--         limit = 1,
--         peers = ...
--     },
-- },
},
-- Optional: additional peer groups, possibly with other limits
-- peertopeer = {
--     limit = 10,
--     peers = { ... },
-- },
},
},

tunneldigger = {
    brokers = {'vpn1.alpha-centauri.freifunk.net'}
},

bandwidth_limit = {
    -- The bandwidth limit can be enabled by default here.
    enabled = false,

    -- Default upload limit (kbit/s).
    egress = 200,

    -- Default download limit (kbit/s).
    ingress = 3000,
},
}

```

**mesh\_on\_wan** : optional Enables the mesh on the WAN port (true or false).

```
mesh_on_wan = true,
```

**mesh\_on\_lan** : optional Enables the mesh on the LAN port (true or false).

```
mesh_on_lan = true,
```

**poe\_passthrough** : **optional** Enable PoE passthrough by default on hardware with such a feature.

**autoupdater** : **package** Configuration for the autoupdater feature of Gluon.

The mirrors are checked in random order until the manifest could be downloaded successfully or all mirrors have been tried.

```
autoupdater = {
  branch = 'stable',
  branches = {
    stable = {
      name = 'stable',
      mirrors = {
        'http://[fdca:ffee:babe:1::fecl]/firmware/stable/sysupgrade/',
        'http://autoupdate.alpha-centauri.freifunk.net/firmware/stable/sysupgrade/
→',
      },
      -- Number of good signatures required
      good_signatures = 2,
      pubkeys = {
        'XXXXXXXXXXXXXXXXXXXXXXXXXXXXXXXXXXXXXXXXXXXXXXXXXXXXXXXXXXXXXXXXXXXXXXXXXXXXXXXXX', --
→someguy
        'XXXXXXXXXXXXXXXXXXXXXXXXXXXXXXXXXXXXXXXXXXXXXXXXXXXXXXXXXXXXXXXXXXXXXXXXXXXXXXXXX', --
→someother
      }
    }
  }
}
```

All configured mirrors must be reachable from the nodes via IPv6. If you don't want to set an IPv6 address explicitly, but use a hostname (which is recommended), see also the [FAQ](#).

**config\_mode** : **optional** Additional configuration for the configuration web interface. All values are optional.

When no hostname is specified, a default hostname based on the *hostname\_prefix* and the node's primary MAC address is assigned. Manually setting a hostname can be enforced by setting *hostname.optional* to *false*.

To not prefill the hostname-field in config-mode with the default hostname, set *hostname.prefill* to *false*.

By default, no altitude field is shown by the *gluon-config-mode-geo-location* package. Set *geo\_location.show\_altitude* to *true* if you want the altitude field to be visible.

The *geo\_location.osm* section is only relevant when the *gluon-config-mode-geo-location-osm* package is used. The *center.lon* and *center.lat* values are mandatory in this case and define the default center of the map when no position has been picked yet. The *zoom* level defaults to 12 in this case. *openlayers\_url* allows to override the base URL of the *build/ol.js* and *css/ol.css* files (the default is <https://cdn.rawgit.com/openlayers/openlayers.github.io/master/en/v5.2.0>).

The remote login page only shows SSH key configuration by default. A password form can be displayed by setting *remote\_login.show\_password\_form* to *true*; in this case, *remote\_login.min\_password\_length* defines the minimum password length.

```
config_mode = {
  hostname = {
    optional = false,
    prefill = true,
  },
}
```

(continues on next page)

(continued from previous page)

```

geo_location = {
  show_altitude = true,
  osm = {
    center = {
      lat = 52.951947558,
      lon = 8.744238281,
    },
    zoom = 13,
    -- openlayers_url = 'http://ffac.example.org/openlayer',
  },
},
remote_login = {
  show_password_form = true,
  min_password_length = 10,
},
},

```

**roles : optional** Optional role definitions. Nodes will announce their role inside the mesh. This will allow in the backend to distinguish between normal, backbone and service nodes or even gateways (if they advertise that role). It is up to the community which roles to define. See the section below as an example. `default` takes the default role which is set initially. This value should be part of `list`. If you want node owners to change the role via config mode add the package `gluon-web-node-role` to `site.mk`.

The strings to display in the web interface are configured per language in the `i18n/en.po`, `i18n/de.po`, etc. files of the site repository using message IDs like `gluon-web-node-role:role:node` and `gluon-web-node-role:role:backbone`.

```

roles = {
  default = 'node',
  list = {
    'node',
    'test',
    'backbone',
    'service',
  },
},

```

**setup\_mode : package** Allows skipping setup mode (config mode) at first boot when attribute `skip` is set to `true`. This is optional and may be left out.

```

setup_mode = {
  skip = true,
},

```

## 2.2 Build configuration

The `site.mk` is a Makefile which defines various values involved in the build process of Gluon.

**GLUON\_DEPRECATED** Controls whether images for deprecated devices should be built. The following values are supported:

- `0`: Do not build any images for deprecated devices.
- `upgrade`: Only build sysupgrade images for deprecated devices.
- `full`: Build both sysupgrade and factory images for deprecated devices.

Usually, devices are deprecated because their flash size is insufficient to support future Gluon versions. The recommended setting is 0 for new sites, and `upgrade` for existing configurations (where upgrades for existing deployments of low-flash devices are required).

**GLUON\_FEATURES** Defines a list of features to include. Depending on the device, the feature list defined from this value is combined with the feature list for either the standard or the tiny device-class. The resulting feature list is used to generate the default package set.

**GLUON\_FEATURES\_standard** Defines a list of additional features to include or exclude for devices of the standard device-class.

**GLUON\_FEATURES\_tiny** Defines a list of additional features to include or exclude for devices of the tiny device-class.

**GLUON\_SITE\_PACKAGES** Defines a list of packages which should be installed in addition to the default package set. It is also possible to remove packages from the default set by prepending a minus sign to the package name.

**GLUON\_SITE\_PACKAGES\_standard** Defines a list of additional packages to include or exclude for devices of the standard device-class.

**GLUON\_SITE\_PACKAGES\_tiny** Defines a list of additional packages to include or exclude for devices of the tiny device-class.

**GLUON\_RELEASE** The current release version Gluon should use.

**GLUON\_PRIORITY** The default priority for the generated manifests (see the autoupdater documentation for more information).

**GLUON\_REGION** Region code to build into images where necessary. Valid values are the empty string, `us` and `eu`.

**GLUON\_LANGS** List of languages (as two-letter-codes) to be included in the web interface. Should always contain `en`.

## 2.2.1 Feature flags

With the addition of more and more features that interact in complex ways, it has become necessary to split certain packages into multiple parts, so it is possible to install just what is needed for a specific use case. One example is the package `gluon-status-page-mesh-batman-adv`: There are `batman-adv`-specific status page components; they should only be installed when both `batman-adv` and the status page are enabled, making the addition of a specific package for this combination necessary.

With the ongoing modularization, e.g. for the purpose of supporting new routing protocols, specifying all such split packages in `site.mk` would soon become very cumbersome: In the future, further components like `respondd` support or languages might be split off as separate packages, leading to entangled package names like `gluon-mesh-vpn-fastd-respondd` or `gluon-status-page-mesh-batman-adv-i18n-de`.

For this reason, we have introduced *feature flags*, which can be specified in the `GLUON_FEATURES` variable. These flags allow to specify a set of features on a higher level than individual package names.

Most Gluon packages can simply be specified as feature flags by removing the `gluon-` prefix: The feature flag corresponding to the package `gluon-mesh-batman-adv-15` is `mesh-batman-adv-15`.

The file `package/features` in the Gluon repository (or `features` in site feeds) can specify additional rules for deriving package lists from feature flags, e.g. specifying both `status-page` and `mesh-batman-adv-15` will automatically select the additional package `gluon-status-page-mesh-batman-adv`. In the future, selecting the flags `mesh-vpn-fastd` and `respondd` might automatically enable the additional package `gluon-mesh-vpn-fastd-respondd`, and enabling `status-page` and `mesh-batman-adv-15` with `de` in `GLUON_LANGS` could add the package `gluon-status-page-mesh-batman-adv-i18n-de`.

In short, it is not necessary anymore to list all the individual packages that are relevant for a firmware; instead, the package list is derived from a list of feature flags using a flexible ruleset defined in the Gluon repo or site package feeds. To some extent, it will even allow us to further modularize existing Gluon packages, without necessitating changes to existing site configurations.

It is still possible to override such automatic rules using `GLUON_SITE_PACKAGES` (e.g., `-gluon-status-page-mesh-batman-adv` to remove the automatically added package `gluon-status-page-mesh-batman-adv`).

For convenience, there are two feature flags that do not directly correspond to a Gluon package:

- `web-wizard`

Includes the `gluon-config-mode-...` base packages (hostname, geolocation and contact info), as well as the `gluon-config-mode-autoupdater` (when `autoupdater` is in `GLUON_FEATURES`), and `gluon-config-mode-mesh-vpn` (when `mesh-vpn-fastd` or `mesh-vpn-tunneldigger` are in `GLUON_FEATURES`)

- `web-advanced`

Includes the `gluon-web-...` base packages (admin, network, WiFi config), as well as the `gluon-web-autoupdater` (when `autoupdater` is in `GLUON_FEATURES`)

We recommend to use `GLUON_SITE_PACKAGES` for non-Gluon OpenWrt packages only and completely rely on `GLUON_FEATURES` for Gluon packages, as it is shown in the example `site.mk`.

## 2.3 Config mode texts

The community-defined texts in the config mode are configured in PO files in the `i18n` subdirectory of the site configuration. The message IDs currently defined are:

**gluon-config-mode:welcome** Welcome text on the top of the config wizard page.

**gluon-config-mode:pubkey** Information about the public VPN key on the reboot page.

**gluon-config-mode:novpn** Information shown on the reboot page, if the mesh VPN was not selected.

**gluon-config-mode:contact-help** Description for the usage of the `contact` field

**gluon-config-mode:contact-note** Note shown (in small font) below the `contact` field

**gluon-config-mode:hostname-help** Description for the usage of the `hostname` field

**gluon-config-mode:geo-location-help** Description for the usage of the longitude/latitude fields (and altitude, if shown)

**gluon-config-mode:altitude-label** Label for the `altitude` field

**gluon-config-mode:reboot** General information shown on the reboot page.

There is a POT file in the site example directory which can be used to create templates for the language files. The command `msginit -l en -i ../../docs/site-example/i18n/gluon-site.pot` can be used from the `i18n` directory to create an initial PO file called `en.po` if the `gettext` utilities are installed.

---

**Note:** An empty `msgstr`, as is the default after running `msginit`, leads to the `msgid` being printed as-is. It does *not* hide the whole text, as might be expected.

Depending on the context, you might be able to use comments like `<!-- empty -->` as translations to effectively hide the text.

---

## 2.4 Site modules

The file `modules` in the site repository is completely optional and can be used to supply additional package feeds from which packages are built. The git repositories specified here are retrieved in addition to the default feeds when `make update` is called.

This file's format is very similar to the `toplevel modules` file of the Gluon tree, with the important different that the list of feeds must be assigned to the variable `GLUON_SITE_FEEDS`. Multiple feed names must be separated by spaces, for example:

```
GLUON_SITE_FEEDS='foo bar'
```

The feed names may only contain alphanumerical characters, underscores and slashes. For each of the feeds, the following variables are used to specify how to update the feed:

**PACKAGES\_\${feed}\_REPO** The URL of the git repository to clone (usually `git://` or `http(s)://`)

**PACKAGES\_\${feed}\_COMMIT** The commit ID of the repository to use

**PACKAGES\_\${feed}\_BRANCH** Optional: The branch of the repository the given commit ID can be found in. Defaults to the default branch of the repository (usually `master`)

These variables are always all uppercase, so for an entry `foo` in `GLUON_SITE_FEEDS`, the corresponding configuration variables would be `PACKAGES_FOO_REPO`, `PACKAGES_FOO_COMMIT` and `PACKAGES_FOO_BRANCH`. Slashes in feed names are replaced by underscores to get valid shell variable identifiers.

## 2.5 Examples

### 2.5.1 site.mk

```
##      gluon site.mk makefile example

##      GLUON_FEATURES
#      Specify Gluon features/packages to enable;
#      Gluon will automatically enable a set of packages
#      depending on the combination of features listed

GLUON_FEATURES := \
    autoupdater \
    ebttables-filter-multicast \
    ebttables-filter-ra-dhcp \
    ebttables-limit-arp \
    mesh-batman-adv-15 \
    mesh-vpn-fastd \
    respondd \
    status-page \
    web-advanced \
    web-wizard

##      GLUON_SITE_PACKAGES
#      Specify additional Gluon/OpenWrt packages to include here;
#      A minus sign may be prepended to remove a packages from the
#      selection that would be enabled by default or due to the
#      chosen feature flags
```

(continues on next page)

(continued from previous page)

```

GLUON_SITE_PACKAGES := iwinfo

##      DEFAULT_GLUON_RELEASE
#          version string to use for images
#          gluong relies on
#          opkg compare-versions "$1" '>>' "$2"
#          to decide if a version is newer or not.

DEFAULT_GLUON_RELEASE := 0.6+exp$(shell date '+%Y%m%d')

# Variables set with ?= can be overwritten from the command line

##      GLUON_RELEASE
#          call make with custom GLUON_RELEASE flag, to use your own release_
↪version scheme.
#          e.g.:
#          $ make images GLUON_RELEASE=23.42+5
#          would generate images named like this:
#          gluong-ff%site_code%-23.42+5-%router_model%.bin

GLUON_RELEASE ?= $(DEFAULT_GLUON_RELEASE)

# Default priority for updates.
GLUON_PRIORITY ?= 0

# Region code required for some images; supported values: us eu
GLUON_REGION ?= eu

# Languages to include
GLUON_LANGS ?= en de

# Do not build images for deprecated devices
GLUON_DEPRECATED ?= 0

```

## 2.5.2 site.conf

```

-- This is an example site configuration for Gluong v2020.2.3
--
-- Take a look at the documentation located at
-- https://gluong.readthedocs.io/ for details.
--
-- This configuration will not work as is. You're required to make
-- community specific changes to it!
{
  -- Used for generated hostnames, e.g. freifunk-abcdef123456. (optional)
  -- hostname_prefix = 'freifunk-',

  -- Name of the community.
  site_name = 'Freifunk Alpha Centauri',

  -- Shorthand of the community.
  site_code = 'ffxx',

  -- 32 bytes of random data, encoded in hexadecimal
  -- This data must be unique among all sites and domains!

```

(continues on next page)



(continued from previous page)

```

-- Can be generated using: echo $(hexdump -v -n 32 -e '1/1 "%02x"' </dev/urandom)
domain_seed = 'xxxxxxxxxxxxxxxxxxxxxxxxxxxxxxxxxxxxxxxxxxxxxxxxxxxxxxxxxxxxxxxxxxxxxxxx',

-- Prefixes used within the mesh.
-- prefix6 is required, prefix4 can be omitted if next_node.ip4
-- is not set.
prefix4 = '10.xxx.0.0/20',
prefix6 = 'fdxx:xxxx:xxxx::/64',

-- Timezone of your community.
-- See https://openwrt.org/docs/guide-user/base-system/system_configuration#time_
↪zones
timezone = 'CET-1CEST,M3.5.0,M10.5.0/3',

-- List of NTP servers in your community.
-- Must be reachable using IPv6!
ntp_servers = {'1.ntp.services.ffxx'},

-- Wireless regulatory domain of your community.
regdom = 'DE',

-- Wireless configuration for 2.4 GHz interfaces.
wifi24 = {
  -- Wireless channel.
  channel = 1,

  -- ESSIDs used for client network.
  ap = {
    -- ssid = 'alpha-centauri.freifunk.net', (optional - SSID for open client_
↪network)
    -- disabled = true, -- (optional)

    -- Configuration for a backward compatible OWE network below.
    -- owe_ssid = 'owe.alpha-centauri.freifunk.net', -- (optional - SSID for OWE_
↪client network)
    -- owe_transition_mode = true, -- (optional - enables transition-mode -
↪requires ssid as well as owe_ssid)
  },

  mesh = {
    -- Adjust these values!
    id = 'ueH3uXjdp', -- usually you don't want users to connect to this mesh-SSID,
↪so use a cryptic id that no one will accidentally mistake for the client WiFi
    mcast_rate = 12000,
    -- disabled = true, -- (optional)
  },
},

-- Wireless configuration for 5 GHz interfaces.
-- This should be equal to the 2.4 GHz variant, except
-- for channel.
wifi5 = {
  channel = 44,
  outdoor_chanlist = '100-140',
  ap = {
    ssid = 'alpha-centauri.freifunk.net',
  },
},

```

(continues on next page)

(continued from previous page)

```

mesh = {
    -- Adjust these values!
    id = 'ueH3uXjdp',
    mcast_rate = 12000,
},
},

mesh = {
    vxlan = true,
    batman_adv = {
        routing_algo = 'BATMAN_IV',
    },
},

-- The next node feature allows clients to always reach the node it is
-- connected to using a known IP address.
next_node = {
    -- anycast IPs of all nodes
    -- name = { 'nextnode.location.community.example.org', 'nextnode', 'nn' },
    ip4 = '10.xxx.0.xxx',
    ip6 = 'fdxx:xxxx:xxxx::xxxx',
},

-- Options specific to routing protocols (optional)
-- mesh = {
-- Options specific to the batman-adv routing protocol (optional)
-- batman_adv = {
-- Gateway selection class (optional)
-- The default class 20 is based on the link quality (TQ) only,
-- class 1 is calculated from both the TQ and the announced bandwidth
-- gw_sel_class = 1,
-- },
-- },

mesh_vpn = {
    -- enabled = true,
    mtu = 1312,

    fastd = {
        -- Refer to https://fastd.readthedocs.io/en/latest/ to better understand
        -- what these options do.

        -- List of crypto-methods to use.
        methods = {'salsa2012+umac'},
        -- configurable = true,
        -- syslog_level = 'warn',

        groups = {
            backbone = {
                -- Limit number of connected peers to reduce bandwidth.
                limit = 1,

                -- List of peers.
                peers = {
                    peer1 = {
                        key = 'xxxxxxxxxxxxxxxxxxxxxxxxxxxxxxxxxxxxxxxxxxxxxxxxxxxxxxxxxxxxxxxxxxxxxxxxxxxxx
→',

```

(continues on next page)

(continued from previous page)

```

    -- This is a list, so you might add multiple entries.
    remotes = {'ipv4 "xxx.somehost.invalid" port xxxxxx'},
  },
  peer2 = {
    key = 'xxxxxxxxxxxxxxxxxxxxxxxxxxxxxxxxxxxxxxxxxxxxxxxxxxxxxxxxxxxxxxxxxxxxxx
→ ',
    -- You can also omit the ipv4 to allow both connection via ipv4 and ipv6
    remotes = {"xxx.somehost2.invalid" port xxxxxx'},
  },
},

-- Optional: nested peer groups
-- groups = {
--   backbone_sub = {
--     ...
--   },
--   ...
-- },

-- Optional: additional peer groups, possibly with other limits
-- backbone2 = {
--   ...
-- },
},

bandwidth_limit = {
  -- The bandwidth limit can be enabled by default here.
  enabled = false,

  -- Default upload limit (kbit/s).
  egress = 200,

  -- Default download limit (kbit/s).
  ingress = 3000,
},

autoupdater = {
  -- Default branch. Don't forget to set GLUON_BRANCH when building!
  branch = 'stable',

  -- List of branches. You may define multiple branches.
  branches = {
    stable = {
      name = 'stable',

      -- List of mirrors to fetch images from. IPv6 required!
      mirrors = {'http://1.updates.services.ffhl/stable/sysupgrade'},

      -- Number of good signatures required.
      -- Have multiple maintainers sign your build and only
      -- accept it when a sufficient number of them have
      -- signed it.
      good_signatures = 2,
    }
  }
}

```

(continues on next page)

(continued from previous page)

```

-- List of public keys of maintainers.
pubkeys = {
  'xxxxxxxxxxxxxxxxxxxxxxxxxxxxxxxxxxxxxxxxxxxxxxxxxxxxxxxxxxxxxxxxxxxxxxxx', -- Alice
  'xxxxxxxxxxxxxxxxxxxxxxxxxxxxxxxxxxxxxxxxxxxxxxxxxxxxxxxxxxxxxxxxxxxxxxxx', -- Bob
  'xxxxxxxxxxxxxxxxxxxxxxxxxxxxxxxxxxxxxxxxxxxxxxxxxxxxxxxxxxxxxxxxxxxxxxxx', -- Mary
},
},
},
},
}

```

### 2.5.3 i18n/en.po

```

msgid ""
msgstr ""
"Content-Type: text/plain; charset=UTF-8\n"
"Project-Id-Version: PACKAGE VERSION\n"
"PO-Revision-Date: 2016-02-04 14:28+0100\n"
"Last-Translator: David Lutz <kpanic@hirnduenger.de>\n"
"Language-Team: English\n"
"Language: en\n"
"MIME-Version: 1.0\n"
"Content-Transfer-Encoding: 8bit\n"
"Plural-Forms: nplurals=2; plural=(n != 1);\n"

msgid "gluon-config-mode:welcome"
msgstr ""
"Welcome to the setup wizard of your new Freifunk Alpha Centauri node. Please "
"fill out the following form and submit it."

msgid "gluon-config-mode:domain"
msgstr "Domain"

msgid "gluon-config-mode:domain-select"
msgstr ""
"Here you have the possibility of selecting the mesh domain in which your node "
"is placed. Please keep in mind that your router only connects with the nodes "
"of the selected domain."

msgid "gluon-config-mode:pubkey"
msgstr ""
"<p>This is your Freifunk node's public key. The node won't be able to "
"connect to the mesh VPN until the key has been registered on the Freifunk "
"servers. To register, send the key together with your node's name "
"(<em><%=pcdata(hostname)%></em>) to "
"<a href=\"mailto:keys@alpha-centauri.freifunk.net?subject="
"<%= urlencode('Registration: ' .. hostname) %&body="
"<%= urlencode('# ' .. hostname .. '\n# ' .. sysconfig.primary_mac .. '\nkey ') %>"
"%22<%= pubkey %>%22;"
"<%= urlencode('\n\nI have taken note that the contact I entered in the ') %>"
"<%= urlencode('node is publicly available on the Internet and can be ') %>"
"<%= urlencode('used by any services (e.g. the meshviewer map).') %>"
"<%= urlencode('\n\nThanks, \n\n') %>"
"</>keys@alpha-centauri.freifunk.net</a>. Of course, your e-mail address will "
"be treated confidentially and will not be passed on.</p>"

```

(continues on next page)

(continued from previous page)

```

"<div class=\"the-key\">"
" # <%= pcddata(hostname) %><br />"
"<%= pubkey %>"
"</div>"
"<p>Your node <em><%= pcddata(hostname) %></em> is currently rebooting and will "
"try to connect to other nearby Freifunk nodes via WLAN and to a VPN-gateway "
"via your internet connection after the reboot is finished.</p>"
"<p>Don't forget to plug the network cable from the LAN port to the WAN port."
"</p>"

msgid "gluon-config-mode:novpn"
msgstr ""
"<p>You have selected <strong>not</strong> to use the mesh VPN. "
"Your node will only be able to connect to the Freifunk network if other nodes "
"in reach already have a connection.</p>"
"Please send an e-mail with the name of your node "
"(<em><%=pcddata(hostname)%></em>) and some additional information to "
"<a href=\"mailto:keys@alpha-centauri.freifunk.net?subject="
"<%= urlencode('Registration: ' .. hostname) %&body="
"<%= urlencode('# ' .. hostname .. '\n# ' .. sysconfig.primary_mac .. '\nkey ') %>"
"%22<%= pubkey %>%22;"
"<%= urlencode('\n\nI have taken note that the contact I entered in the ') %>"
"<%= urlencode('node is publicly available on the Internet and can be ') %>"
"<%= urlencode('used by any services (e.g. the meshviewer map).') %>"
"<%= urlencode('\n\nThanks, \n\n') %>"
"\>keys@alpha-centauri.freifunk.net</a>. Of course, your e-mail address will "
"be treated confidentially and will not be passed on.</p>"
"<p>Your node <em><%= pcddata(hostname) %></em> is currently rebooting and will "
"try to connect to other nearby Freifunk nodes after that.</p>"

msgid "gluon-config-mode:reboot"
msgstr ""
"<p>For more information about the Freifunk community on Alpha Centauri, have a "
"look at <a href=\"https://alpha-centauri.freifunk.net/\" target=\"_blank\">our "
"homepage</a>.</p>"
"<p>To get back to this configuration interface, press the reset button for "
"about 10 seconds during normal operation. The device will then reboot into "
"config mode.</p>"
"<p>Have fun with your node and exploring of the Freifunk network!</p>"

# Leave empty to use the default text, which can be found in:
# package/gluon-config-mode-hostname/i18n/
msgid "gluon-config-mode:hostname-help"
msgstr ""

# Leave empty to use the default text, which can be found in:
# package/gluon-config-mode-geo-location/i18n/
msgid "gluon-config-mode:geo-location-help"
msgstr ""

msgid "gluon-config-mode:altitude-label"
msgstr ""

# Leave empty to use the default text, which can be found in:
# package/gluon-config-mode-contact-info/i18n/
msgid "gluon-config-mode:contact-help"
msgstr ""

```

(continues on next page)

(continued from previous page)

```
msgid "gluon-config-mode:contact-note"
msgstr ""
```

## 2.5.4 i18n/de.po

```
msgid ""
msgstr ""
"Content-Type: text/plain; charset=UTF-8\n"
"Project-Id-Version: PACKAGE VERSION\n"
"PO-Revision-Date: 2015-03-19 20:28+0100\n"
"Last-Translator: Matthias Schiffer <mschiffer@universe-factory.net>\n"
"Language-Team: German\n"
"Language: de\n"
"MIME-Version: 1.0\n"
"Content-Transfer-Encoding: 8bit\n"
"Plural-Forms: nplurals=2; plural=(n != 1);\n"

msgid "gluon-config-mode:welcome"
msgstr ""
"Willkommen zum Einrichtungsassistenten für deinen neuen Alpha Centauri "
"Freifunk-Knoten. Fülle das folgende Formular deinen Vorstellungen "
"entsprechend aus und sende es ab."

msgid "gluon-config-mode:domain"
msgstr "Domäne"

msgid "gluon-config-mode:domain-select"
msgstr ""
"Hier hast du die Möglichkeit, die Mesh-Domäne, in der sich dein Knoten "
"befindet, auszuwählen. Bitte denke daran, dass sich dein Knoten nur mit den "
"Knoten der ausgewählten Domäne verbinden kann."

msgid "gluon-config-mode:pubkey"
msgstr ""
"<p>Dies ist der öffentliche Schlüssel deines Freifunk-Knotens. Erst nachdem "
"er auf den Servern des Freifunk-Projektes auf Alpha Centauri eingetragen "
"wurde, kann sich dein Knoten mit dem Mesh-VPN dort verbinden. Bitte schicke "
"dazu diesen Schlüssel und den Namen deines Knotens "
"(<em><%=pcdata(hostname)%></em>) an "
"<a href=\"mailto:keys@alpha-centauri.freifunk.net?subject="
"<%= urlencode('Anmeldung: ' .. hostname) %>&amp;body="
"<%= urlencode('# ' .. hostname .. '\n# ' .. sysconfig.primary_mac .. '\nkey ') %>"
"%22<%= pubkey %>%22;"
"<%= urlencode('\n\nIch habe zur Kenntnis genommen, dass der im ') %>"
"<%= urlencode('Knoten von mir eingetragene Kontakt im Meshnetz ') %>"
"<%= urlencode('öffentlich abfragbar ist und von beliebigen Diensten ') %>"
"<%= urlencode('(z.B. der Freifunk-Karte) veröffentlicht werden kann.') %>"
"<%= urlencode('\n\nGruß, \n\n') %>"
"</p>keys@alpha-centauri.freifunk.net</a>. Deine E-Mail Adresse wird "
"selbstverständlich vertraulich behandelt und nicht weitergegeben."
"</p>"
"<div class=\"the-key\">"
"# <%= pcdata(hostname) %><br />"
"<%= pubkey %>"
```

(continues on next page)

(continued from previous page)

```

"</div>"
"<p>Dein Knoten startet gerade neu und wird anschließend versuchen, sich mit "
"anderen Freifunkknoten in seiner Nähe über WLAN sowie über deine "
"Internetverbindung über das VPN-Gateway zu verbinden.</p>"
"<p>Vergiss nicht das Netzkabel vom LAN Port in den WAN Port "
"umzustecken.</p>"

msgid "gluon-config-mode:novpn"
msgstr ""
"<p><strong>Du hast ausgewählt die Internetverbindung (Mesh-VPN) nicht zu "
"nutzen</strong>. Dein Knoten kann also nur dann eine Verbindung zum "
"Freifunk-Netz aufbauen, wenn andere Freifunk-Knoten in WLAN-Reichweite sind."
"<p>Bitte schicke uns eine E-Mail mit dem Namen deines Knotens "
"(<em><%= pcddata(hostname) %></em>) und ein paar Informationen an <a href="
"\mailto:freifunk-keys@lists.in-kiel.de?"
"subject=<%= urlencode('Anmeldung: ' .. hostname) %&";
"body=<%= urlencode('# ' .. hostname .. '\n# ' .. sysconfig.primary_mac .. '\n# kein_
->mesh-VPN') %>"
"<%= urlencode('\n\nIch habe zur Kenntnis genommen, dass der im ') %>"
"<%= urlencode('Knoten von mir eingetragene Kontakt im Meshnetz ') %>"
"<%= urlencode('öffentlich abfragbar ist und von beliebigen Diensten ') %>"
"<%= urlencode('(z.B. der Freifunk-Karte) veröffentlicht werden kann.') %>"
"<%= urlencode('\n\nGruß, \n\n') %>"
"\>kontakt@alpha-centauri.freifunk.net</a>. Deine E-Mail Adresse wird "
"selbstverständlich vertraulich behandelt und nicht weitergegeben.</p>"
"<p>Dein Knoten <em><%= pcddata(hostname) %></em> startet gerade neu und wird "
"anschließend versuchen, sich mit anderen Freifunkknoten in seiner Nähe über "
"WLAN zu verbinden.</p>"

msgid "gluon-config-mode:reboot"
msgstr ""
"<p>Weitere Informationen zur "
"Alpha Centauri Freifunk-Community findest du auf "
"<a href=\"https://alpha-centauri.freifunk.net/\" target=\"_blank\">unserer "
"Webseite</a>.</p>"
"<p>Um zu dieser Konfigurationsseite zurückzugelangen, drücke im normalen "
"Betrieb für ca. 10 Sekunden den Reset-Button. Das Gerät wird dann im Config "
"Mode neustarten.</p>"
"<p>Viel Spaß mit deinem Knoten und der Erkundung von Freifunk!</p>"

# Leave empty to use the default text, which can be found in:
# package/gluon-config-mode-hostname/i18n/
msgid "gluon-config-mode:hostname-help"
msgstr ""

# Leave empty to use the default text, which can be found in:
# package/gluon-config-mode-geo-location/i18n/
msgid "gluon-config-mode:geo-location-help"
msgstr ""

msgid "gluon-config-mode:altitude-label"
msgstr ""

# Leave empty to use the default text, which can be found in:
# package/gluon-config-mode-contact-info/i18n/
msgid "gluon-config-mode:contact-help"
msgstr ""

```

(continues on next page)

(continued from previous page)

```
msgid "gluon-config-mode:contact-note"
msgstr ""
```

## 2.5.5 modules

```
# This file allows specifying additional repositories to use
# when building gluon.
#
# In most cases, it is not required so don't add it.

##          GLUON_SITE_FEEDS
#           for each feed name given, add the corresponding PACKAGES_* lines
#           documented below
#GLUON_SITE_FEEDS='my_own_packages'

##          PACKAGES_$feedname_REPO
#           the git repository from where to clone the package feed
#PACKAGES_MY_OWN_PACKAGES_REPO=https://github.com/.../my-own-packages.git

##          PACKAGES_$feedname_COMMIT
#           the version/commit of the git repository to clone
#PACKAGES_MY_OWN_PACKAGES_COMMIT=123456789aabcd1a69b04278e4d38f2a3f57e49

##  PACKAGES_$feedname_BRANCH
#   the branch to check out
#PACKAGES_MY_OWN_PACKAGES_BRANCH=my_branch
```

## 2.5.6 site-repos in the wild

A non-exhaustive list of site-repos from various communities can be found on the wiki: <https://github.com/freifunk-gluon/gluon/wiki/Site-Configurations>



---

## Supported Devices & Architectures

---

### 3.1 ar71xx-generic

- 8devices
  - Carambola 2
- ALFA Network
  - AP121<sup>12</sup>
  - AP121F
  - AP121U<sup>12</sup>
- Allnet
  - ALL0315N
- AVM
  - Fritz!Box 4020<sup>3</sup>
  - Fritz!WLAN Repeater 300E<sup>3</sup>
  - Fritz!WLAN Repeater 450E<sup>3</sup>
- Buffalo
  - WZR-HP-AG300H / WZR-600DHP
  - WZR-HP-G300NH
  - WZR-HP-G300NH2

---

<sup>1</sup> The device or target is reaching its end of life soon. This means that support in the next major release of Gluon is doubtful.

<sup>2</sup> These devices only support a subset of Gluons capabilities due to flash or memory size constraints. Devices are classified as tiny in they provide less than 7M of usable flash space or have a low amount of system memory. For more information, see the developer documentation: *Device checklist*.

<sup>3</sup> For instructions on how to flash AVM devices, visit <https://fritzfla.sh>

- WZR-HP-G450H
- D-Link
  - DAP-1330 (A1)
  - DIR-505 (A1, A2)
  - DIR-825 (B1)
- GL.iNet
  - 6408A
  - 6416A
  - GL-AR150
  - GL-AR300M
  - GL-AR750
- Linksys
  - WRT160NL<sup>2</sup>
- Netgear
  - WNDR3700 (v1, v2)
  - WNDR3800
  - WNDRMAC (v2)
- OCEDO
  - Koala
- OpenMesh
  - A40
  - A60
  - MR600 (v1, v2)
  - MR900 (v1, v2)
  - MR1750 (v1, v2)
  - OM2P (v1, v2, v4)
  - OM2P-HS (v1, v2, v3, v4)
  - OM2P-LC
  - OM5P
  - OM5P-AN
  - OM5P-AC (v1, v2)
- TP-Link
  - Archer C5 (v1)
  - Archer C59 (v1)
  - Archer C7 (v2, v4, v5)
  - CPE210 (v1.0, v1.1, v2.0, v3.0)

- CPE220 (v1.1)
- CPE510 (v1.0, v1.1)
- CPE520 (v1.1)
- RE450 (v1)<sup>2</sup>
- TD-W8970 (v1)<sup>5</sup>
- TL-WDR3500 (v1)
- TL-WDR3600 (v1)
- TL-WDR4300 (v1)
- TL-WR710N (v1, v2.1)
- TL-WR810N (v1)
- TL-WR842N/ND (v1, v2, v3)
- TL-WR1043N/ND (v1, v2, v3, v4, v5)
- TL-WR2543N/ND (v1)
- WBS210 (v1.20)
- WBS510 (v1.20)
- Ubiquiti
  - Air Gateway<sup>2</sup>
  - Air Gateway LR<sup>2</sup>
  - Air Gateway PRO<sup>2</sup>
  - Air Router<sup>2</sup>
  - Bullet M2/M5<sup>2</sup>
  - Loco M2/M5<sup>2</sup>
  - Loco M2/M5 XW
  - Nanostation M2/M5<sup>2</sup>
  - Nanostation M2/M5 XW
  - Picostation M2<sup>2</sup>
  - Rocket M2/M5
  - Rocket M2/M5 Ti
  - Rocket M2/M5 XW
  - UniFi AC Mesh
  - UniFi AC Mesh Pro
  - UniFi AP
  - UniFi AP AC Lite
  - UniFi AP AC LR
  - UniFi AP AC Pro

---

<sup>5</sup> All LAN ports on this device are used as WAN.

- UniFi AP LR
- UniFi AP Pro
- UniFi AP Outdoor
- UniFi AP Outdoor+
- Western Digital
  - My Net N600
  - My Net N750
- ZyXEL
  - NBG6616

## **3.2 ar71xx-nand**

- Aerohive
  - HiveAP 121
- Netgear
  - WNDR3700 (v4)
  - WNDR4300 (v1)
- ZyXEL
  - NBG6716

## **3.3 ar71xx-tiny<sup>12</sup>**

- D-Link
  - DIR-615 (C1)
- TP-Link
  - TL-MR13U (v1)
  - TL-MR3020 (v1)
  - TL-MR3040 (v1, v2)
  - TL-MR3220 (v1, v2)
  - TL-MR3420 (v1, v2)
  - TL-WA701N/ND (v1, v2)
  - TL-WA730RE (v1)
  - TL-WA750RE (v1)
  - TL-WA801N/ND (v1, v2, v3)
  - TL-WA830RE (v1, v2)
  - TL-WA850RE (v1)
  - TL-WA860RE (v1)

- TL-WA901N/ND (v1, v2, v3, v4, v5)
- TL-WA7210N (v2)
- TL-WA7510N (v1)
- TL-WR703N (v1)
- TL-WR710N (v2)
- TL-WR740N (v1, v3, v4, v5)
- TL-WR741N/ND (v1, v2, v4, v5)
- TL-WR743N/ND (v1, v2)
- TL-WR840N (v2)
- TL-WR841N/ND (v3, v5, v7, v8, v9, v10, v11, v12)
- TL-WR843N/ND (v1)
- TL-WR940N (v1, v2, v3, v4, v5, v6)
- TL-WR941ND (v2, v3, v4, v5, v6)

### 3.4 ath79-generic

- devolo
  - WiFi pro 1200e<sup>5</sup>
  - WiFi pro 1200i
  - WiFi pro 1750c
  - WiFi pro 1750e<sup>5</sup>
  - WiFi pro 1750i
  - WiFi pro 1750x
- GL.iNet
  - GL-AR300M-Lite
  - GL-AR750S
- OCEDO
  - Raccoon
- TP-Link
  - Archer C6 (v2)
  - CPE220 (v3.0)

### 3.5 brcm2708-bcm2708

- RaspberryPi 1

## 3.6 brcm2708-bcm2709

- RaspberryPi 2

## 3.7 ipq40xx-generic

- Aruba
  - AP-303
  - Instant On AP11
- AVM
  - FRITZ!Box 4040<sup>3</sup>
  - FRITZ!Repeater 1200<sup>4</sup>
- EnGenius
  - ENS620EXT
- GL.iNet
  - GL-B1300
- Linksys
  - EA6350 (v3)
- NETGEAR
  - EX6100 (v2)
  - EX6150 (v2)
- OpenMesh
  - A42
  - A62
- ZyXEL
  - NBG6617
  - WRE6606<sup>2</sup>

## 3.8 ipq806x-generic

- NETGEAR
  - R7800

---

<sup>4</sup> For instructions on how to flash AVM NAND devices, see the respective commit which added support in OpenWrt.

## 3.9 lantiq-xrx200

- AVM
  - FRITZ!Box 7360 (v1, v2)<sup>35</sup>
  - FRITZ!Box 7360 SL<sup>35</sup>
  - FRITZ!Box 7362 SL<sup>45</sup>
  - FRITZ!Box 7412<sup>4</sup>

## 3.10 lantiq-xway

- AVM
  - FRITZ!Box 7312<sup>3</sup>
- NETGEAR
  - DGN3500B<sup>5</sup>

## 3.11 mpc85xx-generic

- TP-Link
  - TL-WDR4900 (v1)

## 3.12 mpc85xx-p1020

- Aerohive
  - HiveAP 330
- Enterasys
  - WS-AP3710i
- OCEDO
  - Panda

## 3.13 ramips-mt7620

- GL.iNet
  - GL-MT300A
  - GL-MT300N
  - GL-MT750
- Nexx
  - WT3020AD/F/H

- TP-Link
  - Archer C2 (v1)
  - Archer C20 (v1)
  - Archer C20i
  - Archer C50 (v1)
- Xiaomi
  - MiWiFi Mini

### **3.14 ramips-mt7621**

- ASUS
  - RT-AC57U
- D-Link
  - DIR-860L (B1)
- NETGEAR
  - EX6150 (v1)
  - R6220
- Ubiquiti
  - EdgeRouter X
  - EdgeRouter X-SFP
- ZBT
  - WG3526-16M
  - WG3526-32M

### **3.15 ramips-mt76x8**

- Cudy
  - WR1000 (v1)
- GL.iNet
  - GL-MT300N (v2)
  - VIXMINI
- NETGEAR
  - R6120
- TP-Link
  - Archer C50 (v3)
  - Archer C50 (v4)
  - TL-MR3020 (v3)



- TL-MR3420 (v5)
- TL-WA801ND (v5)
- TL-WR841N (v13)
- TL-WR902AC (v3)
- VoCore
  - VoCore2

### 3.16 ramips-rt305x<sup>12</sup>

- A5-V11
- D-Link
  - DIR-615 (D1, D2, D3, D4, H1)
- VoCore
  - VoCore (8M, 16M)

### 3.17 sunxi-cortexa7

- LeMaker
  - Banana Pi M1

### 3.18 x86-generic

- x86-generic
- x86-virtualbox
- x86-vmware

See also: *x86 support*

### 3.19 x86-geode

- x86-geode

See also: *x86 support*

### 3.20 x86-64

- x86-64-generic
- x86-64-virtualbox
- x86-64-vmware

See also: *x86 support*

## **3.21 Footnotes**

Gluon can run on normal x86 systems, for example virtual machines and VPN boxes. By default, there is no WLAN support on x86 though.

### 4.1 Targets

The following targets for x86 images exist:

***x86-generic*** Generic x86 support with many different ethernet drivers; should run on most x86 systems.

There are three images:

- *generic* (compressed “raw” image, can written to a disk directly or booted with qemu)
- *virtualbox* (VDI image)
- *vmware* (VMDK image)

These images differ in the image file format, the content is the same. Therefore a single *x86-generic* sysupgrade image is provided, only.

***x86-geode*** x86 image for Geode CPUs.

***x86-64*** 64bit version of *x86-generic*.



---

## Frequently Asked Questions

---

### 5.1 What hardware is supported?

A table with hardware supported by Gluon can be found on the [OpenWrt Wiki](#). If you want to find out if your device can potentially be supported have a look at [Adding support for new hardware](#) for detailed hardware requirements.

### 5.2 Why does DNS not work on the nodes?

Gluon nodes will ignore the DNS server on the WAN port for everything except the mesh VPN, which can lead to confusion.

All normal services on the nodes exclusively use the DNS server on the mesh interface. This DNS server must be announced in router advertisements (using *radvd* or a similar software) from one or more central servers in meshes based on *batman-adv*. If your mesh does not have global IPv6 connectivity, you can setup your *radvd* not to announce a default route by setting the *default\_lifetime* to 0; in this case, the *radvd* is only used to announce the DNS server.

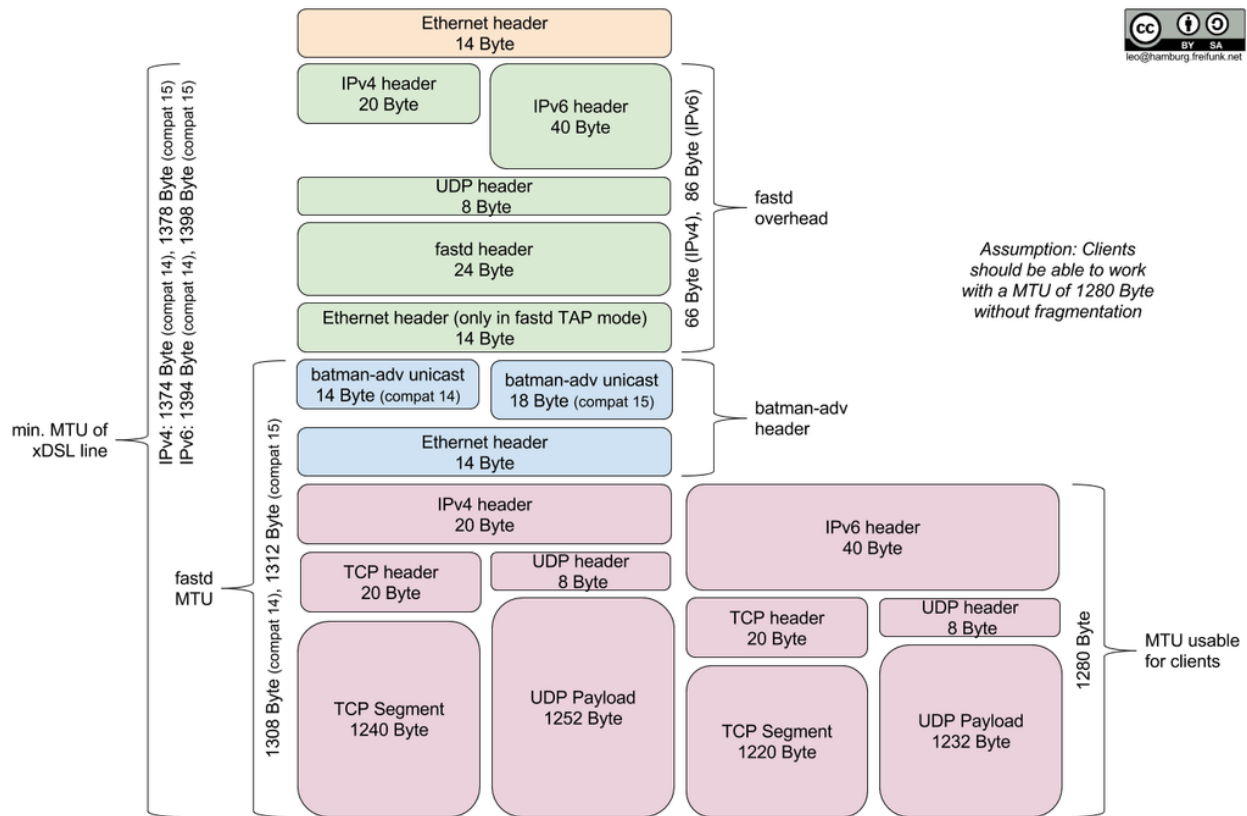
### 5.3 What is a good MTU on the mesh-vpn?

Setting the MTU on the transport interface requires careful consideration, as setting it too low will cause excessive fragmentation and setting it too high may leave peers with a broken tunnel due to packet loss.

Consider these key values:

- **Payload:** Allow for the transport of IPv6 packets, by adhering to the minimum MTU of 1280 Byte specified in RFC 2460 - and configure **MSS clamping** accordingly, - and announce your link MTU via Router Advertisements and DHCP
- **Encapsulation:** Account for the overhead created by the configured mesh protocol encapsulating the payload, which is up to 32 Byte (14 Byte Ethernet + 18 Byte batadv).
- **PMTU:** What MTU does the path between your gateway and each of its peers support?

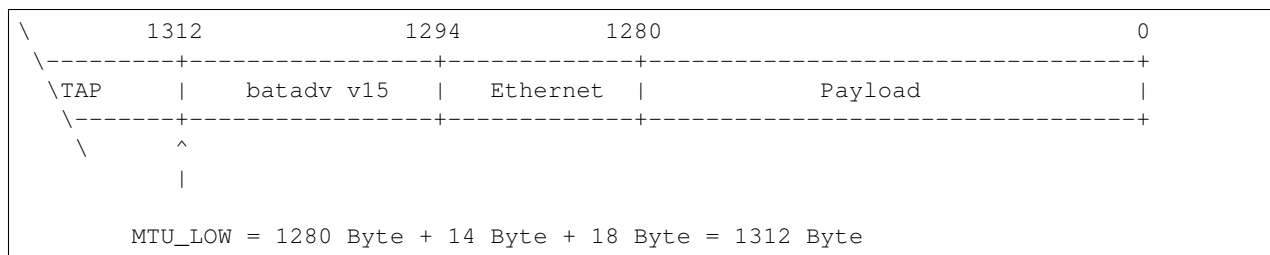
For reference, the complete MTU stack looks like this:



### 5.3.1 Minimum MTU

Calculate the minimum transport MTU by adding the encapsulation overhead to the minimum payload MTU required. This is the lowest recommended value, since going lower would cause unnecessary fragmentation for clients which respect the announced link MTU.

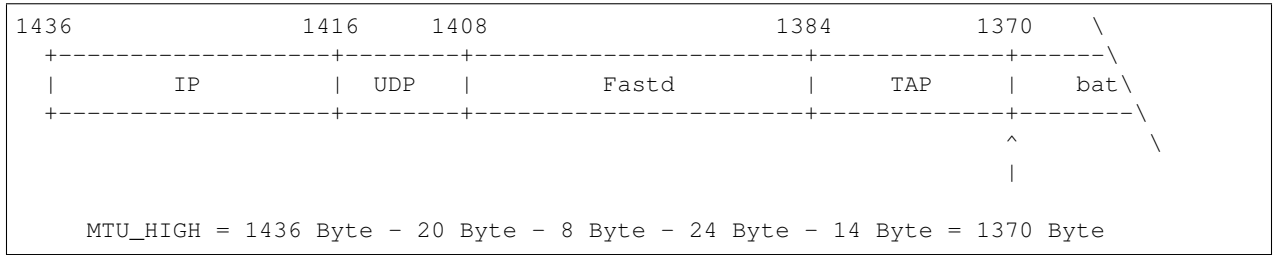
Example: Our network currently uses batman-adv v15, it therefore requires up to 32 Bytes of encapsulation overhead on top of the minimal link MTU required for transporting IPv6.:



### 5.3.2 Maximum MTU

Calculating the maximum transport MTU is interesting, because it increases the throughput, by allowing larger payloads to be transported, but also more difficult as you have to take into account the tunneling overhead and each peers PMTU, which varies between providers. The underlying reasons are mostly PPPoE, Tunneling and IPv6 transition technologies like DS-Lite.

Example: The peer with the smallest MTU on your network is behind DS-Lite and can transport IPv4 packets up to 1436 Bytes in size. Your tunnel uses IPv4 (20 Byte), UDP (8 Byte), Fastd (24 byte) and you require TAP (14 Byte) for Layer 2 (Ethernet) Tunneling.:



### 5.3.3 Conclusion

Determining the maximum MTU can be a tedious process, especially since the PMTU of peers could change at any time. The general recommendation for maximized compatibility is therefore the minimum MTU of 1312 Byte, which works well with both IPv4 and IPv6.





When in Config Mode a node will neither participate in the mesh nor connect to the VPN using the WAN port. Instead, it'll offer a web interface on the LAN port to aid configuration of the node.

Whether a node is in Config Mode can be determined by a characteristic blinking sequence of the SYS LED:

### 6.1 Activating Config Mode

Config Mode is automatically entered at the first boot. You can re-enter Config Mode by pressing and holding the RESET/WPS/DECT button for about three seconds. The device should reboot (all LEDs will turn off briefly) and Config Mode will be available.

### 6.2 Port Configuration

In general, Config Mode will be offered on the LAN ports. However, there are two practical exceptions:

- Devices with just one network port will run Config Mode on that port.
- Devices with PoE on the WAN port will run Config Mode on the WAN port instead.

### 6.3 Accessing Config Mode

Config Mode can be accessed at <http://192.168.1.1>. The node will offer DHCP to clients. Should this fail, you may assign an IP from 192.168.1.0/24 to your computer manually.



Gluson contains an automatic update system which can be configured in the site configuration.

## 7.1 Building Images

By default, the autoupdater is disabled (as it is usually not helpful to have unexpected updates during development), but it can be enabled by setting the variable `GLUON_BRANCH` when building to override the default branch set in the site configuration.

A manifest file for the updater can be generated with *make manifest*. A signing script (using `ecdsautils`) can be found in the *contrib* directory. When creating the manifest, the `PRIORITY` value may be defined by setting `GLUON_PRIORITY` on the command line or in `site.mk`.

`GLUON_PRIORITY` defines the maximum number of days that may pass between releasing an update and installation of the images. The update probability will start at 0 after the release time declared in the manifest file by the variable `DATE` and then slowly rise up to 1 when `GLUON_PRIORITY` days have passed. The autoupdater checks for updates hourly (at a random minute of the hour), but usually only updates during its run between 4am and 5am, except when the whole `GLUON_PRIORITY` days and another 24 hours have passed.

`GLUON_PRIORITY` may be an integer or a decimal fraction.

If `GLUON_RELEASE` is passed to `make` explicitly or it is generated dynamically in `site.mk`, care must be taken to pass the same `GLUON_RELEASE` to `make manifest`, as otherwise the generated manifest will be incomplete.

## 7.2 Automated nightly builds

A fully automated nightly build could use the following commands:

```
git pull
(git -C site pull)
make update
make clean GLUON_TARGET=ar71xx-generic
```

(continues on next page)

(continued from previous page)

```
NUM_CORES_PLUS_ONE=$(expr $(nproc) + 1)
make -j$NUM_CORES_PLUS_ONE GLUON_TARGET=ar71xx-generic GLUON_BRANCH=experimental_
↪GLUON_RELEASE=$GLUON_RELEASE
make manifest GLUON_BRANCH=experimental GLUON_RELEASE=$GLUON_RELEASE
contrib/sign.sh $SECRETKEY output/images/sysupgrade/experimental.manifest

rm -rf /where/to/put/this/experimental
cp -r output/images /where/to/put/this/experimental
```

## 7.3 Infrastructure

We suggest to have following directory tree accessible via http:

```
firmware/
  stable/
    sysupgrade/
    factory/
  snapshot/
    sysupgrade/
    factory/
  experimental/
    sysupgrade/
    factory/
```

The server must be available via IPv6.

## 7.4 Command Line

These commands can be used on a node:

```
# Update with some probability
autoupdater
```

```
# Force update check, even when the updater is disabled
autoupdater -f
```

```
# If fallback is true the updater will perform an update only if the timespan
# PRIORITY days (as defined in the manifest) and another 24h have passed
autoupdater --fallback
```

---

## WLAN configuration

---

Gluon allows to configure 2.4GHz and 5GHz radios independently. The configuration may include one or both of the two networks “client” (AP mode) and “mesh” (802.11s mode), which can be used simultaneously. See *Site configuration* for details on the configuration.

### 8.1 Upgrade behaviour

For each of these networks, the site configuration may define a *disabled* flag (by default, all configured networks are enabled). This flag is merely a default setting, on upgrades the existing setting is always retained (as this setting may have been changed by the user). This means that it is not possible to enable or disable an existing network configurations during upgrades.

During upgrades the wifi channel of the 2.4GHz and 5GHz radio will be restored to the channel configured in the `site.conf`. If you need to preserve a user defined wifi channel during upgrades you can configure this via the `uci` section `gluon-core.wireless`:

```
uci set gluon-core.@wireless[0].preserve_channels='1'
```

When channels should be preserved, toggling the outdoor mode will have no effect on the channel settings. Therefore, the Outdoor mode settings won't be displayed in config mode. Keep in mind that nodes running wifi interfaces on custom channels can't mesh with default nodes anymore!



---

## Private WLAN

---

It is possible to set up a private WLAN that bridges the WAN port and is separated from the mesh network. Please note that you should not enable `mesh_on_wan` simultaneously.

The private WLAN is encrypted using WPA2 by default. On devices with enough flash and a supported radio, WPA3 or WPA2/WPA3 mixed-mode can be used instead of WPA2. For this to work, the `wireless-encryption-wpa3` feature has to be added to `GLUON_FEATURES`.

It is recommended to enable IEEE 802.11w management frame protection for WPA2/WPA3 networks, however this can lead to connectivity problems for older clients. In this case, management frame protection can be made optional or completely disabled in the advanced settings tab.

The private WLAN can be enabled through the config mode if the package `gluon-web-private-wifi` is installed. You may also enable a private WLAN using the command line:

```
RID=0
SSID="privateWLANname"
KEY="yoursecret1337password"

uci set wireless.wan_radio$RID=wifi-iface
uci set wireless.wan_radio$RID.device=radio$RID
uci set wireless.wan_radio$RID.network=wan
uci set wireless.wan_radio$RID.mode=ap
uci set wireless.wan_radio$RID.encryption=psk2
uci set wireless.wan_radio$RID.ssid="$SSID"
uci set wireless.wan_radio$RID.key="$KEY"
uci set wireless.wan_radio$RID.disabled=0
uci set wireless.wan_radio$RID.macaddr=$(lua -e "print(require('gluon.util').generate_
↪mac(3+4*$RID))")
uci commit
wifi
```

Please replace `SSID` by the name of the WLAN and `KEY` by your passphrase (8-63 characters). If you have two radios (e.g. 2.4 and 5 GHz) you need to do this for `radio0` and `radio1`.

It may also be disabled by running:

```
uci set wireless.wan_radio0.disabled=1
uci commit
wifi
```



---

## Wired mesh (Mesh-on-WAN/LAN)

---

In addition to meshing over WLAN and VPN, it is also possible to configure wired meshing over the LAN or WAN ports. This allows nodes to be connected directly or over wireless bridges.

Mesh-on-WAN can be enabled in addition to the mesh VPN, so multiple nodes in the same local network that is used as VPN uplink can also mesh directly. Enabling Mesh-on-WAN should be avoided if the local network is also bridged with a WLAN access point, as meshing over `batman-adv` causes large amounts of multicast traffic, which will take up a lot of airtime.

Enabling Mesh-on-LAN replaces the normal “client network” function of the LAN ports, as client network ports may never be connected (so care must be taken to always enable Mesh-on-LAN before connecting two nodes’ LAN ports).

### 10.1 Wired mesh encapsulation

Since version 2018.1, Gluon supports encapsulating wired mesh traffic in `VXLAN`, a new standard with use cases similar to VLANs, but a much greater ID space of 24bit; in addition, `VXLAN` packets pass through VLAN-aware switches without any special configuration.

Encapsulating mesh traffic has two advantages:

- By using a different `VXLAN` ID for each site and mesh domain, accidental wired mesh connections between nodes of different domains will be prevented. This has special importance when nodes migrate between domains automatically, as currently possible through different site-specific packages.
- While `batman-adv` traffic does not interact with non-mesh traffic in the same wired network in any way (so Gluon nodes can mesh over existing wired networks), this is not the case for layer 3 mesh protocols like Babel. Encapsulating the traffic allows to distinguish mesh traffic from unrelated packets.

As enabling `VXLAN` encapsulation will prevent wired mesh communication with old nodes that do not support `VXLAN` yet, `VXLAN`s can be enabled per-domain using the site configuration setting `mesh.vxlan`. `VXLAN` is enabled by default in multidomain setups; in single-domain site configurations, the `mesh.vxlan` setting is mandatory. We recommend to enable `VXLAN` encapsulation in all new sites and domains.

Non-encapsulated (“legacy”) wired meshing will be removed in a future Gluon release. We cannot give a concrete timeframe for the removal yet; a missing prerequisite is the implementation of a robust migration path for existing deployments.

## 10.2 Configuration

Both Mesh-on-WAN and Mesh-on-LAN can be configured on the “Network” page of the *Advanced settings* (if the package `gluon-web-network` is installed).

It is also possible to enable Mesh-on-WAN and Mesh-on-LAN by default by adding `mesh_on_wan = true` and `mesh_on_lan = true` to `site.conf`.

### 10.2.1 Commandline

Enable Mesh-on-WAN:

```
uci set network.mesh_wan.disabled=0
uci commit network
```

Disable Mesh-on-WAN:

```
uci set network.mesh_wan.disabled=1
uci commit network
```

Enable Mesh-on-LAN:

```
uci set network.mesh_lan.disabled=0
for ifname in $(cat /lib/gluon/core/sysconfig/lan_ifname); do
    uci del_list network.client.ifname=$ifname
done
uci commit network
```

Disable Mesh-on-LAN:

```
uci set network.mesh_lan.disabled=1
for ifname in $(cat /lib/gluon/core/sysconfig/lan_ifname); do
    uci add_list network.client.ifname=$ifname
done
uci commit network
```

Please note that this configuration has changed in Gluon 2016.1. Using the old commands on 2016.1 and later will break the corresponding options in the *Advanced settings*.

A Gluon node can be configured to act as a DNS forwarder. Requests for the next-node hostname(s) can be answered locally, without querying the upstream resolver.

**Note:** While this reduces answer time and allows to use the next-node hostname without upstream connectivity, this feature should not be used for next-node hostnames that are FQDN when the zone uses DNSSEC.

One or more upstream resolvers can be configured in the *dns.servers* setting. When *next\_node.name* is set, A and/or AAAA records for the next-node IP addresses are placed in the dnsmasq configuration.

```
dns = {
  servers = { '2001:db8::1', },
},

next_node = {
  name = { 'nextnode.location.community.example.org', 'nextnode', 'nn' },
  ip6 = '2001:db8:8::1',
  ip4 = '198.51.100.1',
}
```



Gluon is capable of announcing information about each node to the mesh and to neighbouring nodes. This allows nodes to learn each others hostname, IP addresses, location, software versions and various other information.

### 12.1 Format of collected data

Information to be announced is currently split into three categories:

**nodeinfo** In this category (mostly) static information is collected. If something is unlikely to change without human intervention it should be put here.

**statistics** This category holds fast changing data, like traffic counters, uptime, system load or the selected gateway.

**neighbours** *neighbours* contains information about all neighbouring nodes of all interfaces. This data can be used to determine the network topology.

All categories will have a `node_id` key. It should be used to relate data of different categories.

### 12.2 Accessing Node Information

There are two packages responsible for distribution of the information. For one, information is distributed across the mesh using `alfred`. Information between neighbouring nodes is exchanged using *gluon-respondd*.

#### 12.2.1 `alfred` (mesh bound)

The package `gluon-alfred` is required for this to work.

Using `alfred` both categories are distributed within the mesh. In order to retrieve the data you'll need both a local `alfred` daemon and `alfred-json` installed. Please note that at least one `alfred` daemon is required to run as *master*.

The following datatypes are used:

- *nodeinfo*: 158
- *statistics*: 159
- *neighbours*: 160

All data is compressed using GZip (alfred-json can handle the decompression).

In order to retrieve statistics data you could run:

```
# alfred-json -z -r 159
{
  "f8:d1:11:7e:97:dc": {
    "processes": {
      "total": 55,
      "running": 2
    },
    "idletime": 30632.290000000001,
    "uptime": 33200.07,
    "memory": {
      "free": 1660,
      "cached": 8268,
      "total": 29212,
      "buffers": 2236
    },
    "node_id": "f8d1117e97dc",
    "loadavg": 0.01
  },
  "90:f6:52:3e:b9:50": {
    "processes": {
      "total": 58,
      "running": 2
    },
    "idletime": 28047.470000000001,
    "uptime": 33307.849999999999,
    "memory": {
      "free": 2364,
      "cached": 7168,
      "total": 29212,
      "buffers": 1952
    },
    "node_id": "90f6523eb950",
    "loadavg": 0.34000000000000002
  }
}
```

You can find more information about alfred in its [README](#).

## 12.2.2 gluon-respondd

*gluon-respondd* allows querying neighbouring nodes for their information. It is a daemon listening on the multicast address `ff02::2:1001` on UDP port 1001 on the mesh interface and on the multicast address `ff05::2:1001` on the *br-client* interface. Unicast requests are supported as well.

The supported requests are:

- *nodeinfo*, *statistics*, *neighbours*: Returns the data of single category uncompressed.
- `GET nodeinfo, ...`: Returns the data of one or multiple categories (separated by spaces) compressed using the *deflate* algorithm (without a gzip header). The data may be decompressed using *zlib* and many *zlib* bindings

using `-15` as the window size parameter.

### 12.2.3 `gluon-neighbour-info`

The program `gluon-neighbour-info` can be used to retrieve information from other nodes.

```
gluon-neighbour-info -i bat0 \  
-p 1001 -d ff05:0:0:0:0:0:2:1001 \  
-r nodeinfo
```

An optional timeout may be specified, e.g. `-t 5` (default: 3 seconds). See the usage information printed by `gluon-neighbour-info -h` for more information about the supported arguments.

## 12.3 Adding a data provider

To add a provider, you need to install a shared object into `/lib/gluon/respondd`. For more information, refer to the [respondd README](#) and have a look the existing providers.





## 13.1 Preamble

There comes a time when a mesh network grows past sensible boundaries. As broadcast traffic grows, mesh networks experience scaling issues and using them becomes very unpleasant. An approach to solve this follows the well-known “divide and conquer” paradigm and splits a large network into multiple smaller networks. These smaller networks start with a dedicated layer 2 network each, which are interconnected via their gateways by layer 3 routing. Gluon is already field-tested handling a single domain and the multidomain feature allows for the reconfiguration of key parameters that decide which domain a node participates in, without the need of a distinct set of firmware images for each mesh domain.

## 13.2 Overview

Multidomain support allows to build a single firmware with multiple, switchable domain configurations. The nomenclature is as follows:

- `site`: an aggregate over multiple domains
- `domain`: mesh network with connectivity parameters that prevent accidental bridging with other domains
- `domain code`: unique domain identifier
- `domain name`: pretty name for a domain code

By default Gluon builds firmware with a single domain embedded into `site.conf`. To use multiple domains, enable it in `site.mk`:

```
GLUON_MULTIDOMAIN=1
```

In the site repository, create the `domains/` directory, which will hold your domain configurations. Each domain configuration file is named after its primary `domain_code`, additional domain codes and names are supported.

```
site/
|-- site.conf
|-- site.mk
|-- i18n/
|-- domains/
    |-- alpha_centauri.conf
    |-- beta_centauri.conf
    |-- gamma_centauri.conf
```

The domain configuration `alpha_centauri.conf` could look like this.

```
{
  domain_names = {
    alpha_centauri = 'Alpha Centauri'
  },
  -- more domain specific config follows below
}
```

In this example “Alpha Centauri” is the user-visible `domain_name` for the `domain_code` `alpha_centauri`. Also note that the domain code `alpha_centauri` matches the filename `alpha_centauri.conf`.

Additional domain codes/names can be added to `domain_names`, which are treated as aliases for their domain configuration. Aliases can be used to offer more fine-grained and well-recognizable domain choices to users. Having multiple aliases on a single domain is a helpful precursor to splitting the domain into even smaller blocks.

Furthermore you have to specify the `default_domain` in the `site.conf`. This domain is applied in following cases:

- When the config mode is skipped.
- When a domain is removed in a new firmware release, the `default_domain` will be chosen then.
- When a user selects a wrong domain code via `uci`.

Please note, that this value is saved to `uci`, so changing the `default_domain` value in the `site.conf` in a new firmware release only affects the actual domain of a router, if and only if one of the above conditions matches.

## 13.3 Switching the domain

**via commandline:**

```
uci set gluon.core.domain="newdomaincode"
gluon-reconfigure
reboot
```

**via config mode:**

To allow switching the domain via config mode, `config-mode-domain-select` has to be added to `GLUON_FEATURES` in the `site.mk`.

## 13.4 Allowed site variables

Internally the site variables are merged from the `site.conf` and the selected `domain.conf`, so the most variables are also allowed in `site.conf` and in `domain.conf`. But there are some exceptions, which do not make sense in a domain or site specific way. The following sections give an overview over variables that are only usable in either site or domain context.

### 13.4.1 `site.conf` only variables

- Used in as initial default values, when the firmware was just flashed and/or the config mode is skipped, so they do not make sense in a domain specific way:
  - `authorized_keys`
  - `default_domain`
  - `poe_passthrough`
  - `mesh_on_wan`
  - `mesh_on_lan`
  - `single_as_lan`
  - `setup_mode.skip`
  - `autoupdater.branch`
  - `mesh_vpn.enabled`
  - `mesh_vpn.pubkey_privacy`
  - `mesh_vpn.bandwidth_limit`
  - `mesh_vpn.bandwidth_limit.enabled`
  - `mesh_vpn.bandwidth_limit.ingress`
  - `mesh_vpn.bandwidth_limit.egress`
- Variables that influence the appearance of the config mode, domain-independent because they are relevant before a domain was selected.
  - `config_mode.geo_location.show_altitude`
  - `config_mode.hostname.optional`
  - `config_mode.remote_login`
  - `config_mode.remote_login.show_password_form`
  - `config_mode.remote_login.min_password_length`
  - `hostname_prefix`
  - `mesh_vpn.fastd.configurable`
  - `roles.default`
  - `roles.list`
- Specific to a firmware build itself:
  - `site_code`
  - `site_name`

- autoupdater.branches.\*.name
- autoupdater.branches.\*.good\_signatures
- autoupdater.branches.\*.pubkeys
- We simply do not see any reason, why these variables could be helpful in a domain specific way:
  - mesh\_vpn.fastd.syslog\_level
  - timezone
  - regdom

### 13.4.2 domain.conf only variables

- Obviously:
  - domain\_names
    - \* a table of domain codes to domain names `domain_names = { foo = 'Foo Domain', bar = 'Bar Domain', baz = 'Baz Domain' }`
  - hide\_domain
    - \* prevents a domain name(s) from appearing in config mode, either boolean or array of domain codes
      - true, false
      - { 'foo', 'bar' }
- Because each domain is considered as an own layer 2 network, these values should be different in each domain:
  - next\_node.ip4
  - next\_node.ip6
  - next\_node.name
  - prefix6
  - prefix4
  - extra\_prefixes6
- To prevent accidental bridging of different domains, all meshing technologies should be separated:
  - domain\_seed (wired mesh)
    - \* must be a random value used to derive the vxlan id for wired meshing
  - wifi\*.mesh.id
  - mesh\_vpn.fastd.groups.\*.peers.remotes
  - mesh\_vpn.fastd.groups.\*.peers.key
  - mesh\_vpn.tunneldigger.brokers
- Clients consider WiFi networks sharing the same ESSID as if they were the same L2 network and try to re-confirm and reuse previous addressing. If multiple neighbouring domains shared the same ESSID, the roaming experience of clients would degrade.
  - wifi\*.ap.ssid
- Some values should be only set in legacy domains and not in new domains.
  - mesh.vxlan

- \* By default, this value is *true*. It should be only set to *false* for one legacy domain, since vxlan prevents accidental wired merges of domains. For old domains this value is still available to keep compatibility between all nodes in one domain.
- next\_node.mac
- \* For new domains, the default value should be used, since there is no need for a special mac (or domain specific mac). For old domains this value is still available to keep compatibility between all nodes in one domain.

## 13.5 Example config

### 13.5.1 site.mk

```
##      gluon site.mk makefile example

##      GLUON_FEATURES
#          Specify Gluon features/packages to enable;
#          Gluon will automatically enable a set of packages
#          depending on the combination of features listed

GLUON_FEATURES := \
    autoupdater \
    ebtables-filter-multicast \
    ebtables-filter-ra-dhcp \
    ebtables-limit-arp \
    mesh-batman-adv-15 \
    mesh-vpn-fastd \
    respondd \
    status-page \
    web-advanced \
    web-wizard

##      GLUON_MULTIDOMAIN
#          Build gluon with multidomain support.

GLUON_MULTIDOMAIN=1

##      GLUON_SITE_PACKAGES
#          Specify additional Gluon/LEDE packages to include here;
#          A minus sign may be prepended to remove a packages from the
#          selection that would be enabled by default or due to the
#          chosen feature flags

GLUON_SITE_PACKAGES := iwinfo

##      DEFAULT_GLUON_RELEASE
#          version string to use for images
#          gluon relies on
#          opkg compare-versions "$1" '>>' "$2"
#          to decide if a version is newer or not.

DEFAULT_GLUON_RELEASE := 0.6+exp$(shell date '+%Y%m%d')
```

(continues on next page)

(continued from previous page)

```

# Variables set with = can be overwritten from the command line

##          GLUON_RELEASE
#          call make with custom GLUON_RELEASE flag, to use your own release_
→version scheme.
#          e.g.:
#          $ make images GLUON_RELEASE=23.42+5
#          would generate images named like this:
#          gluon-ff%site_code%-23.42+5-%router_model%.bin

GLUON_RELEASE <?= $(DEFAULT_GLUON_RELEASE)

# Default priority for updates.
GLUON_PRIORITY <?= 0

# Region code required for some images; supported values: us eu
GLUON_REGION <?= eu

# Languages to include
GLUON_LANGS <?= en de

# Do not build images for deprecated devices
GLUON_DEPRECATED <?= 0
</pre

```

## 13.5.2 site.conf

```

{
  site_name = 'Centauri Mesh',
  site_code = 'centauri',
  default_domain = 'alpha-centauri',

  timezone = 'CET-1CEST,M3.5.0,M10.5.0/3',
  ntp_server = {'ntp1.example.org', 'ntp2.example.org'},
  regdom = 'DE',

  wifi24 = {
    mesh = {
      mcast_rate = 12000,
    },
  },

  wifi5 = {
    mesh = {
      mcast_rate = 12000,
    },
  },

  mesh_vpn = {
    mtu = 1312,

    fastd = {
      methods = {'salsa2012+umac'},
    },

    bandwidth_limit = {

```

(continues on next page)

(continued from previous page)

```

enabled = false,
egress = 200, -- kbit/s
ingress = 3000, -- kbit/s
},
},

autoupdater = {
branch = 'stable',

branches = {
stable = {
name = 'stable',
mirrors = {'http://update.example.org/stable/sysupgrade'},
good_signatures = 2,
pubkeys = {
'xxxxxxxxxxxxxxxxxxxxxxxxxxxxxxxxxxxxxxxxxxxxxxxxxxxxxxxxxxxxxxxxxxxxxxxx', -- Alice
'xxxxxxxxxxxxxxxxxxxxxxxxxxxxxxxxxxxxxxxxxxxxxxxxxxxxxxxxxxxxxxxxxxxxxxxx', -- Bob
'xxxxxxxxxxxxxxxxxxxxxxxxxxxxxxxxxxxxxxxxxxxxxxxxxxxxxxxxxxxxxxxxxxxxxxxx', -- Mary
},
},
},
},
}

```

### 13.5.3 domains/alpha\_centauri.conf

```

{
-- multiple codes/names can be defined, the first one is the primary name
-- additional aliases can be defined
domain_names = {
alpha_centauri = 'Alpha Centauri',
rigil_kentaurus = 'Rigil Kentaurus',
proxima_centauri = 'Proxima Centauri',
},

-- 32 byte random data in hexadecimal encoding
-- This data must be unique among all sites and domains!
-- Can be generated using: echo $(hexdump -v -n 32 -e '1/1 "%02x"' </dev/urandom)
domain_seed = 'xxxxxxxxxxxxxxxxxxxxxxxxxxxxxxxxxxxxxxxxxxxxxxxxxxxxxxxxxxxxxxxx',

-- unique network prefixes per domain
prefix4 = '10.xxx.0.0/20',
prefix6 = 'fdxx:xxxx:xxxx:xxxx::/64',

next_node = {
ip4 = '10.xxx.yyy.zzz',
ip6 = 'fdxx:xxxx:xxxx:xxxx::xxxx',
},

wifi24 = {
ap = {
ssid = "alpha-centauri.example.org",
channel = 1,
},
mesh = {

```

(continues on next page)

(continued from previous page)

```
id = 'ueH3uXjdp', -- usually you don't want users to connect to this mesh-SSID,
↳so use a cryptic id that no one will accidentally mistake for the client WiFi
},
},

wifi5 = {
  ap = {
    ssid = "alpha-centauri.example.org",
    channel = 44,
  },
  mesh = {
    id = 'ueH3uXjdp',
  },
},

mesh = {
  batman_adv = {
    routing_algo = 'BATMAN_IV',
  },
},

mesh_vpn = {
  fastd = {
    groups = {
      backbone = {
        peers = {
          peer1 = {
            key = 'xxxxxxxxxxxxxxxxxxxxxxxxxxxxxxxxxxxxxxxxxxxxxxxxxxxxxxxxxxxxxxxxxxxxxxxxxxxxx
↳',
            remotes = {"peer1.example.org" port xxxxx'},
          },
          peer2 = {
            key = 'xxxxxxxxxxxxxxxxxxxxxxxxxxxxxxxxxxxxxxxxxxxxxxxxxxxxxxxxxxxxxxxxxxxxxxxxxxxxx
↳',
            remotes = {"peer2.example.org" port xxxxx'},
          },
        },
      },
    },
  },
},
},
}
```

### 13.5.4 i18n/en.po

```
msgid ""
msgstr ""
"Content-Type: text/plain; charset=UTF-8\n"
"Project-Id-Version: PACKAGE VERSION\n"
"PO-Revision-Date: 2016-02-04 14:28+0100\n"
"Last-Translator: David Lutz <kpanic@hirnduenger.de>\n"
"Language-Team: English\n"
"Language: en\n"
"MIME-Version: 1.0\n"
"Content-Transfer-Encoding: 8bit\n"
```

(continues on next page)



(continued from previous page)

```

"Plural-Forms: nplurals=2; plural=(n != 1);\n"
msgid "gluon-config-mode:welcome"
msgstr ""
"Welcome to the setup wizard of your new Freifunk Alpha Centauri node. Please "
"fill out the following form and submit it."

msgid "gluon-config-mode:domain"
msgstr "Domain"

msgid "gluon-config-mode:domain-select"
msgstr ""
"Here you have the possibility of selecting the mesh domain in which your node "
"is placed. Please keep in mind that your router only connects with the nodes "
"of the selected domain."

msgid "gluon-config-mode:pubkey"
msgstr ""
"<p>This is your Freifunk node's public key. The node won't be able to "
"connect to the mesh VPN until the key has been registered on the Freifunk "
"servers. To register, send the key together with your node's name "
"(<em><%=pcdata(hostname)%></em>) to "
"<a href=\"mailto:keys@alpha-centauri.freifunk.net?subject="
"<%= urlencode('Registration: ' .. hostname) %>&amp;body="
"<%= urlencode('# ' .. hostname .. '\n# ' .. sysconfig.primary_mac .. '\nkey ') %>"
"%22<%= pubkey %>%22;"
"<%= urlencode('\n\nI have taken note that the contact I entered in the ') %>"
"<%= urlencode('node is publicly available on the Internet and can be ') %>"
"<%= urlencode('used by any services (e.g. the meshviewer map).') %>"
"<%= urlencode('\n\nThanks, \n\n') %>"
"</a>keys@alpha-centauri.freifunk.net</a>. Of course, your e-mail address will "
"be treated confidentially and will not be passed on.</p>"
"<div class=\"the-key\">"
" # <%= pcdata(hostname) %><br />"
"<%= pubkey %>"
"</div>"
"<p>Your node <em><%= pcdata(hostname) %></em> is currently rebooting and will "
"try to connect to other nearby Freifunk nodes via WLAN and to a VPN-gateway "
"via your internet connection after the reboot is finished.</p>"
"<p>Don't forget to plug the network cable from the LAN port to the WAN port."
"</p>"

msgid "gluon-config-mode:novpn"
msgstr ""
"<p>You have selected <strong>not</strong> to use the mesh VPN. "
"Your node will only be able to connect to the Freifunk network if other nodes "
"in reach already have a connection.</p>"
"Please send an e-mail with the name of your node "
"(<em><%=pcdata(hostname)%></em>) and some additional information to "
"<a href=\"mailto:keys@alpha-centauri.freifunk.net?subject="
"<%= urlencode('Registration: ' .. hostname) %>&amp;body="
"<%= urlencode('# ' .. hostname .. '\n# ' .. sysconfig.primary_mac .. '\nkey ') %>"
"%22<%= pubkey %>%22;"
"<%= urlencode('\n\nI have taken note that the contact I entered in the ') %>"
"<%= urlencode('node is publicly available on the Internet and can be ') %>"
"<%= urlencode('used by any services (e.g. the meshviewer map).') %>"
"<%= urlencode('\n\nThanks, \n\n') %>"

```

(continues on next page)

(continued from previous page)

```

\">keys@alpha-centauri.freifunk.net</a>. Of course, your e-mail address will "
"be treated confidentially and will not be passed on.</p>"
"<p>Your node <em><%= pcddata(hostname) %></em> is currently rebooting and will "
"try to connect to other nearby Freifunk nodes after that.</p>"

msgid "gluon-config-mode:reboot"
msgstr ""

"<p>For more information about the Freifunk community on Alpha Centauri, have a "
"look at <a href=\"https://alpha-centauri.freifunk.net/\" target=\"_blank\">our "
"homepage</a>.</p>"
"<p>To get back to this configuration interface, press the reset button for "
"about 10 seconds during normal operation. The device will then reboot into "
"config mode.</p>"
"<p>Have fun with your node and exploring of the Freifunk network!</p>"

# Leave empty to use the default text, which can be found in:
# package/gluon-config-mode-hostname/i18n/
msgid "gluon-config-mode:hostname-help"
msgstr ""

# Leave empty to use the default text, which can be found in:
# package/gluon-config-mode-geo-location/i18n/
msgid "gluon-config-mode:geo-location-help"
msgstr ""

msgid "gluon-config-mode:altitude-label"
msgstr ""

# Leave empty to use the default text, which can be found in:
# package/gluon-config-mode-contact-info/i18n/
msgid "gluon-config-mode:contact-help"
msgstr ""

msgid "gluon-config-mode:contact-note"
msgstr ""

```

### 13.5.5 i18n/de.po

```

msgid ""
msgstr ""
"Content-Type: text/plain; charset=UTF-8\n"
"Project-Id-Version: PACKAGE VERSION\n"
"PO-Revision-Date: 2015-03-19 20:28+0100\n"
"Last-Translator: Matthias Schiffer <mschiffer@universe-factory.net>\n"
"Language-Team: German\n"
"Language: de\n"
"MIME-Version: 1.0\n"
"Content-Transfer-Encoding: 8bit\n"
"Plural-Forms: nplurals=2; plural=(n != 1);\n"

msgid "gluon-config-mode:welcome"
msgstr ""
"Willkommen zum Einrichtungsassistenten für deinen neuen Alpha Centauri "
"Freifunk-Knoten. Fülle das folgende Formular deinen Vorstellungen "
"entsprechend aus und sende es ab."

```

(continues on next page)

(continued from previous page)

```

msgid "gluon-config-mode:domain"
msgstr "Domäne"

msgid "gluon-config-mode:domain-select"
msgstr ""
"Hier hast du die Möglichkeit, die Mesh-Domäne, in der sich dein Knoten "
"befindet, auszuwählen. Bitte denke daran, dass sich dein Knoten nur mit den "
"Knoten der ausgewählten Domäne verbinden kann."

msgid "gluon-config-mode:pubkey"
msgstr ""
"<p>Dies ist der öffentliche Schlüssel deines Freifunk-Knotens. Erst nachdem "
"er auf den Servern des Freifunk-Projektes auf Alpha Centauri eingetragen "
"wurde, kann sich dein Knoten mit dem Mesh-VPN dort verbinden. Bitte schicke "
"dazu diesen Schlüssel und den Namen deines Knotens "
"(<em><%= pcdatan(hostname) %></em>) an "
"<a href=\"mailto:keys@alpha-centauri.freifunk.net?subject="
"<%= urlencode('Anmeldung: ' .. hostname) %&body="
"<%= urlencode('# ' .. hostname .. '\n# ' .. sysconfig.primary_mac .. '\nkey ') %>"
"%22<%= pubkey %>%22;"
"<%= urlencode('\n\nIch habe zur Kenntnis genommen, dass der im ') %>"
"<%= urlencode('Knoten von mir eingetragene Kontakt im Meshnetz ') %>"
"<%= urlencode('öffentlich abfragbar ist und von beliebigen Diensten ') %>"
"<%= urlencode('(z.B. der Freifunk-Karte) veröffentlicht werden kann.') %>"
"<%= urlencode('\n\nGruß, \n\n') %>"
"<\/>keys@alpha-centauri.freifunk.net<\/a>. Deine E-Mail Adresse wird "
"selbstverständlich vertraulich behandelt und nicht weitergegeben."
"<\/p>"
"<div class=\"the-key\">"
"# <%= pcdatan(hostname) %><br />"
"<%= pubkey %>"
"<\/div>"
"<p>Dein Knoten startet gerade neu und wird anschließend versuchen, sich mit "
"anderen Freifunkknoten in seiner Nähe über WLAN sowie über deine "
"Internetverbindung über das VPN-Gateway zu verbinden.<\/p>"
"<p>Vergiss nicht das Netzkabel vom LAN Port in den WAN Port "
"umzustecken.<\/p>"

msgid "gluon-config-mode:novpn"
msgstr ""
"<p><strong>Du hast ausgewählt die Internetverbindung (Mesh-VPN) nicht zu "
"nutzen<\/strong>. Dein Knoten kann also nur dann eine Verbindung zum "
"Freifunk-Netz aufbauen, wenn andere Freifunk-Knoten in WLAN-Reichweite sind."
"<p>Bitte schicke uns eine E-Mail mit dem Namen deines Knotens "
"(<em><%= pcdatan(hostname) %></em>) und ein paar Informationen an <a href="
"\"mailto:freifunk-keys@lists.in-kiel.de?"
"subject=<%= urlencode('Anmeldung: ' .. hostname) %&body="
"body=<%= urlencode('# ' .. hostname .. '\n# ' .. sysconfig.primary_mac .. '\n# kein_
↪mesh-VPN') %>"
"<%= urlencode('\n\nIch habe zur Kenntnis genommen, dass der im ') %>"
"<%= urlencode('Knoten von mir eingetragene Kontakt im Meshnetz ') %>"
"<%= urlencode('öffentlich abfragbar ist und von beliebigen Diensten ') %>"
"<%= urlencode('(z.B. der Freifunk-Karte) veröffentlicht werden kann.') %>"
"<%= urlencode('\n\nGruß, \n\n') %>"
"<\/>kontakt@alpha-centauri.freifunk.net<\/a>. Deine E-Mail Adresse wird "
"selbstverständlich vertraulich behandelt und nicht weitergegeben.<\/p>"

```

(continues on next page)

(continued from previous page)

```

"<p>Dein Knoten <em><%= pcddata(hostname) %></em> startet gerade neu und wird "
"anschließend versuchen, sich mit anderen Freifunkknoten in seiner Nähe über "
"WLAN zu verbinden.</p>"

msgid "gluon-config-mode:reboot"
msgstr ""

"<p>Weitere Informationen zur "
"Alpha Centauri Freifunk-Community findest du auf "
"<a href=\"https://alpha-centauri.freifunk.net/\" target=\"_blank\">unserer "
"Webseite</a>.</p>"

"<p>Um zu dieser Konfigurationsseite zurückzugelangen, drücke im normalen "
"Betrieb für ca. 10 Sekunden den Reset-Button. Das Gerät wird dann im Config "
"Mode neustarten.</p>"

"<p>Viel Spaß mit deinem Knoten und der Erkundung von Freifunk!</p>"

# Leave empty to use the default text, which can be found in:
# package/gluon-config-mode-hostname/i18n/
msgid "gluon-config-mode:hostname-help"
msgstr ""

# Leave empty to use the default text, which can be found in:
# package/gluon-config-mode-geo-location/i18n/
msgid "gluon-config-mode:geo-location-help"
msgstr ""

msgid "gluon-config-mode:altitude-label"
msgstr ""

# Leave empty to use the default text, which can be found in:
# package/gluon-config-mode-contact-info/i18n/
msgid "gluon-config-mode:contact-help"
msgstr ""

msgid "gluon-config-mode:contact-note"
msgstr ""

```

### 13.5.6 modules

```

# This file allows specifying additional repositories to use
# when building gluon.
#
# In most cases, it is not required so don't add it.

##          GLUON_SITE_FEEDS
#           for each feed name given, add the corresponding PACKAGES_* lines
#           documented below
#GLUON_SITE_FEEDS='my_own_packages'

##          PACKAGES_$feedname_REPO
#           the git repository from where to clone the package feed
#PACKAGES_MY_OWN_PACKAGES_REPO=https://github.com/.../my-own-packages.git

##          PACKAGES_$feedname_COMMIT
#           the version/commit of the git repository to clone

```

(continues on next page)

(continued from previous page)

```
#PACKAGES_MY_OWN_PACKAGES_COMMIT=123456789aabcd1a69b04278e4d38f2a3f57e49  
  
## PACKAGES_$feedname_BRANCH  
# the branch to check out  
#PACKAGES_MY_OWN_PACKAGES_BRANCH=my_branch
```



---

## Adding SSH public keys

---

By using the package `gluon-authorized-keys` it is possible to add SSH public keys to an image to permit root login.

If you select this package, add a list of authorized keys to `site.conf` like this::

```
{
  authorized_keys = { 'ssh-rsa AAA.... user1@host',
                     'ssh-rsa AAA.... user2@host' },
  hostname_prefix = ...
  ...
}
```

Existing keys in `/etc/dropbear/authorized_keys` will be preserved.





It is possible to define a set of roles you want to distinguish at backend side. One node can own one role which it will announce via `respondd/announced` inside the mesh. This will make it easier to differentiate nodes when parsing `respondd` data. E.g to count only **normal** nodes and not the gateways or servers (`nodemap`). A lot of things are possible.

For this the section `roles` in `site.conf` is needed:

```
roles = {
  default = 'node',
  list = {
    'node',
    'test',
    'backbone',
    'service',
  },
},
```

The strings to display in the web interface are configured per language in the `i18n/en.po`, `i18n/de.po`, etc. files of the site repository using message IDs like `gluon-web-node-role:role:node` and `gluon-web-node-role:role:backbone`.

The value of `default` is the role every node will initially own. This value should be part of `list` as well. If you want node owners to change the defined roles via `config-mode` you can add the package `gluon-web-node-role` to your `site.mk`.

The role is saved in `gluon-node-info.system.role`. To change the role using command line do:

```
uci set gluon-node-info.@system[0].role="$ROLE"
uci commit
```

Please replace `$ROLE` by the role you want the node to own.



Gluon integrates several OSI-Layer 2 tunneling protocols to enable interconnects between local meshes and provide internet access. Available protocols currently are:

- `fastd`
- L2TPv3 (via `tunneldigger`)

`fastd` is a lightweight userspace tunneling daemon, that implements cipher suites that are specifically designed to work well on embedded devices. It offers encryption and authentication. Its primary drawback are the necessary context-switches when forwarding packets.

L2TPv3 is an in-kernel tunneling protocol that performs well, but offers no security properties by itself. The brokering of the tunnel happens through `tunneldigger`, its primary drawback being the lack of IPv6 support.

## 16.1 `fastd`

### 16.1.1 Configurable Cipher

From the site configuration `fastd` can be allowed to offer toggleable encryption in the config mode with the intent to increase throughput, although in practice the gain is minimal.

#### Site configuration:

- 1) Add the feature `web-mesh-vpn-fastd` in `site.mk`
- 2) Set `mesh_vpn.fastd.configurable = true` in `site.conf`
- 3) Optionally add `null` to the `mesh_vpn.fastd.methods` table if you want “Performance mode” as default (not recommended)

#### Gateway configuration:

- 1) Prepend the `null` cipher in `fastd`'s method list

**Config Mode:** The resulting firmware will allow users to choose between secure (encrypted) and fast (unencrypted) transport.

**Unix socket:** To confirm whether the correct cipher is being used, fastds unix socket can be interrogated, after installing for example *socat*.

```
opkg update
opkg install socat
socat - UNIX-CONNECT:/var/run/fastd.mesh_vpn.socket
```

Gluon's source is kept in [git repositories](#) at GitHub.

## 17.1 Bug Tracker

The [main repo](#) does have issues enabled.

## 17.2 IRC

Gluon's developers frequent the IRC chatroom [#gluon](#) on [hackint](#). There is a [webchat](#) that allows for easy access from within your webbrowser. You're welcome to join us!

## 17.3 Working with repositories

To update the repositories used by Gluon, just adjust the commit IDs in *modules* and rerun

```
make update
```

*make update* also applies the patches that can be found in the directories found in *patches*; the resulting branch will be called *patched*, while the commit specified in *modules* can be referred to by the branch *base*.

After new patches have been committed on top of the *patched* branch (or existing commits since the base commit have been edited or removed), the patch directories can be regenerated using

```
make update-patches
```

If applying a patch fails because you have changed the base commit, the repository will be reset to the old *patched* branch and you can try rebasing it onto the new *base* branch yourself and after that call *make update-patches* to fix the problem.

Always call *make update-patches* after making changes to a module repository as *make update* will overwrite your commits, making *git reflog* the only way to recover them!

## 17.4 Development Guidelines

Lua should be used instead of sh whenever sensible. The following criteria should be considered:

- Is the script doing more than just executing external commands? if so, use Lua
- Is the script parsing/editing json-data? If so, use Lua for speed
- When using sh, use `jsonfilter` instead of `json_*` functions for speed

Code formatting may sound like a topic for the pedantic, however it helps if the code in the project is formatted in the same way. The following basic rules apply:

- use tabs instead of spaces
- trailing whitespaces must be eliminated
- files need to end with a final newline
- newlines need to have unix line endings (lf)

To that end we provide a `.editorconfig` configuration, which is supported by most of the editors out there.

If you add Lua scripts to gluon, check formatting with `luacheck`.

---

## Adding support for new hardware

---

This page will give a short overview on how to add support for new hardware to Gluon.

### 18.1 Hardware requirements

Having an ath9k, ath10k or mt76 based WLAN adapter is highly recommended, although other chipsets may also work. VAP (multiple SSID) support is a requirement.

### 18.2 Device checklist

Pull requests adding device support must have the device checklist included in their description. The checklist assures core functionality of Gluon is well supported on the device.

The checklist can be found in the [wiki](#).

### 18.3 Device classes

Gluon currently is aware of two device classes. Depending on the device class, different features can be installed onto the device.

The `tiny` device-class contains devices with the following limitations:

- All devices with less than 64 MB of system memory
- All devices with less than 7 MB of usable firmware space
- Devices using a single ath10k radio and less than 128MB of system memory

## 18.4 Adding profiles

The vast majority of devices with ath9k WLAN is based on the ar71xx target of OpenWrt. If the hardware you want to add support for is ar71xx, adding a new profile is sufficient.

Profiles are defined in `targets/*` in a shell-based DSL (so common shell command syntax like `if` can be used).

The `device` command is used to define an image build for a device. It takes two or three parameters.

The first parameter defines the Gluon profile name, which is used to refer to the device and is part of the generated image name. The profile name must be same as the output of the following command (on the target device), so the autoupdater can work:

```
lua -e 'print(require("platform_info").get_image_name())'
```

While porting Gluon to a new device, it might happen that the profile name is unknown. Best practise is to generate an image first by using an arbitrary value and then executing the lua command on the device and use its output from then on.

The second parameter defines the name of the image files generated by OpenWrt. Usually, it is also the OpenWrt profile name; for devices that still use the old image build code, a third parameter with the OpenWrt profile name can be passed. The profile names can be found in the image Makefiles in `openwrt/target/linux/<target>/image/Makefile`.

Examples:

```
device tp-link-tl-wr1043n-nd-v1 tl-wr1043nd-v1
device alfa-network-hornet-ub hornet-ub HORNETUB
```

### 18.4.1 Suffixes and extensions

By default, image files are expected to have the extension `.bin`. In addition, the images generated by OpenWrt have a suffix before the extension that defaults to `-squashfs-factory` and `-squashfs-sysupgrade`.

This can be changed using the `factory` and `sysupgrade` commands, either at the top of the file to set the defaults for all images, or for a single image. There are three forms with 0 to 2 arguments (all work with `sysupgrade` as well):

```
factory SUFFIX .EXT
factory .EXT
factory
```

When only an extension is given, the default suffix is retained. When no arguments are given, this signals that no factory (or sysupgrade) image exists.

### 18.4.2 Aliases

Sometimes multiple models use the same OpenWrt images. In this case, the `alias` command can be used to create symlinks and additional entries in the autoupdater manifest for the alternative models.

### 18.4.3 Standalone images

On targets without *per-device roots* support in OpenWrt, the commands described above can't be used. Instead, `factory_image` and `sysupgrade_image` are used:



```
factory_image PROFILE IMAGE .EXT
sysupgrade_image PROFILE IMAGE .EXT
```

Again, the profile name must match the value printed by the aforementioned Lua command. The image name must match the part between the target name and the extension as generated by OpenWrt and is to be omitted when no such part exists.

## 18.4.4 Packages

The `packages` command takes an arbitrary number of arguments. Each argument defines an additional package to include in the images in addition to the default package sets defined by OpenWrt. When a package name is prefixed by a minus sign, the packages are excluded instead.

The `packages` command may be used at the top of a target definition to modify the default package list for all images, or just for a single device (when the target supports *per-default rootfs*).

## 18.4.5 Configuration

The `config` command allows to add arbitrary target-specific OpenWrt configuration to be emitted to `.config`.

## 18.4.6 Notes

On devices with multiple WLAN adapters, care must also be taken that the primary MAC address is configured correctly. `/lib/gluon/core/sysconfig/primary_mac` should contain the MAC address which can be found on a label on most hardware; if it does not, `/lib/gluon/upgrade/010-primary-mac` in `gluon-core` might need a fix. (There have also been cases in which the address was incorrect even on devices with only one WLAN adapter, in these cases a OpenWrt bug was the cause).

# 18.5 Adding support for new hardware targets

Adding a new target is much more complex than adding a new profile. There are two basic steps required for adding a new target:

## 18.5.1 Package adjustments

One package that may need adjustments for new targets is `libplatforminfo` (to be found in `packages/gluon/libs/libplatforminfo`). If the new platform works fine with the definitions found in `default.c`, nothing needs to be done. Otherwise, create a definition for the added target or subtarget, either by symlinking one of the files in the `templates` directory, or adding a new source file.

On many targets, Gluon's network setup scripts (mainly in the package `gluon-core`) won't run correctly without some adjustments, so better double check that everything is fine there (and the files `primary_mac`, `lan_ifname` and `wan_ifname` in `/lib/gluon/core/sysconfig/` contain sensible values).

## 18.5.2 Build system support

A definition for the new target must be created under `targets`, and it must be added to `targets/targets.mk`. The `GluonTarget` macro takes one to three arguments: the target name, the Gluon subtarget name (if the target has subtargets), and the OpenWrt subtarget name (if it differs from the Gluon subtarget). The third argument can be

used to define multiple Gluon targets with different configuration for the same OpenWrt target, like it is done for the `ar71xx-tiny` target.

After this, it should be sufficient to call `make GLUON_TARGET=<target>` to build the images for the new target.

Gluon packages are OpenWrt packages and follow the same rules described at <https://openwrt.org/docs/guide-developer/packages>.

## 19.1 Gluon package makefiles

As many packages share the same or a similar structure, Gluon provides a `package/gluon.mk` that can be included for common definitions. This file replaces OpenWrt's `$(INCLUDE_DIR)/package.mk`; it is usually included as `include ../gluon.mk` from Gluon core packages, or as `include $(TOPDIR)/../package/gluon.mk` from feeds.

### 19.1.1 Provided macros

- *GluonBuildI18N* (arguments: *<source directory>*)  
Converts the *.po* files for all enabled languages from the given source directory to the binary *.lmo* format and stores them in `$(PKG_BUILD_DIR)/i18n`.
- *GluonInstallI18N*  
Install *.lmo* files from `$(PKG_BUILD_DIR)/i18n` to `/lib/gluon/web/i18n` in the package install directory.
- *GluonSrcDiet* (arguments: *<source directory>*, *<destination directory>*)  
Copies a directory tree, processing all files in it using *LuaSrcDiet*. The directory tree should only contain Lua files.
- *GluonCheckSite* (arguments: *<source file>*)  
Intended to be used in a package postinst script. It will use the passed Lua snippet to verify package-specific site configuration.

- *BuildPackageGluon* (replaces *BuildPackage*)

Extends the *Package/<name>* definition with common defaults, sets the package install script to the common *Gluon/Build/Install*, and automatically creates a postinst script using *GluonCheckSite* if a *check\_site.lua* is found in the package directory.

### 19.1.2 Default build steps

These defaults greatly reduce the boilerplate in each package, but they can also be confusing because of the many implicit behaviors depending on files in the package directory. If any part of *Gluon/Build/Compile* or *Gluon/Build/Install* does not work as intended for a package, the compile and install steps can always be replaced or extended.

*Build/Compile* is set to *Gluon/Build/Compile* by default, which will

- run OpenWrt standard default commands (*Build/Compile/Default*) if a *src/Makefile* or *src/CMakeLists.txt* is found
- run *GluonSrcDiet* on all files in the *luasrc* directory
- run *GluonBuildI18N* if a *i18n* directory is found

*Package/<name>* defaults to *Gluon/Build/Install* for packages defined using *BuildPackageGluon*, which will

- copy all files from `$(PKG_INSTALL_DIR)` into the package if `$(PKG_INSTALL)` is 1
- copy all files from *files* into the package
- copy all Lua files built from *luasrc* into the package
- installs `$(PKG_BUILD_DIR)/respondd.so` to `/usr/lib/respondd/$(PKG_NAME).so` if *src/respondd.c* exists
- installs compiled *i18n* *.lmo* files

## 19.2 Feature flags

Feature flags provide a convenient way to define package selections without making it necessary to list each package explicitly.

The main feature flag definition file is *package/features*, but each package feed can provide additional definitions in a file called *features* at the root of the feed repository.

Each flag *\$flag* without any explicit definition will simply include the package with the name *gluon-\$flag* by default. The feature definition file can modify the package selection in two ways:

- The *nodefault* function suppresses default of including the *gluon-\$flag* package
- The *packages* function adds a list of packages (or removes, when package names are prepended with minus signs) when a given logical expression is satisfied

Example:

```
nodefault 'web-wizard'

packages 'web-wizard' \
  'gluon-config-mode-hostname' \
  'gluon-config-mode-geo-location' \
  'gluon-config-mode-contact-info'
```

(continues on next page)

(continued from previous page)

```
packages 'web-wizard & (mesh-vpn-fastd | mesh-vpn-tunneldigger)' \  
'gluon-config-mode-mesh-vpn'
```

This will

- disable the inclusion of a (non-existent) package called *gluon-web-wizard*
- enable three config mode packages when the *web-wizard* feature is enabled
- enable *gluon-config-mode-mesh-vpn* when both *web-wizard* and one of *mesh-vpn-fastd* and *mesh-vpn-tunneldigger* are enabled

Supported syntax elements of logical expressions are:

- & (and)
- | (or)
- ! (not)
- parentheses



### 20.1 Basics

After each `sysupgrade` (including the initial installation), Gluon will execute all scripts under `/lib/gluon/upgrade`. These scripts' filenames usually begin with a 3-digit number specifying the order of execution. Note that the script files need to be executable.

To get an overview of the ordering of all scripts of all packages, the helper script `contrib/lisupgrade.sh` in the Gluon repository can be used, which will print all upgrade scripts' filenames and directories. If executed on a TTY, the filename will be highlighted in green, the repository in blue and the package in red.

### 20.2 Best practices

- Most upgrade scripts are written in Lua. This allows using lots of helper functions provided by Gluon, e.g. to access the site configuration or edit UCI configuration files.
- Whenever possible, scripts shouldn't check if they are running for the first time, but just edit configuration files to achieve a valid configuration (without overwriting configuration changes made by the user where desirable). This allows using the same code to create the initial configuration and upgrade configurations on upgrades.
- If it is unavoidable to run different code during the initial installation, the `sysconfig.gluon_version` variable can be checked. This variable is `nil` during the initial installation and contains the previously installed Gluon version otherwise.

### 20.3 Script ordering

These are some guidelines for the script numbers:

- `0xx`: Basic `sysconfig` setup
- `1xx`: Basic system setup (including basic network configuration)

- 2xx: Wireless setup
- 3xx: Advanced network and system setup
- 4xx: Extended network and system setup (e.g. mesh VPN and next-node)
- 5xx: Miscellaneous (everything not fitting into any other category)
- 6xx .. 8xx: Currently unused
- 9xx: Upgrade finalization



As the WAN port of a node will be connected to a user's private network, it is essential that the node only uses the WAN when it is absolutely necessary. There are two cases in which the WAN port is used:

- Mesh VPN (package `gluon-mesh-vpn-fastd`)
- DNS to resolve the VPN servers' addresses (package `gluon-wan-dnsmasq`)

After the VPN connection has been established, the node should be able to reach the mesh's DNS servers and use these for all other name resolution.

If the device does not feature a WAN port, the LAN port is configured as WAN port. In case such a device has multiple LAN ports, all these can be used as WAN. Devices, which feature a "hybrid" port (labeled as WAN/LAN), this port is used as WAN.

This behavior can be reversed using the `single_as_lan` `site.conf` option.

## 21.1 Routing tables

As a node may get IPv6 default routes both over the WAN and the mesh, Gluon uses two routing tables for IPv6. As all normal traffic should go over the mesh, the mesh routes are added to the default table (table 0). All routes on the WAN interface are put into table 1 (see `/lib/gluon/upgrade/110-network` in `gluon-core`).

There is also an `ip -6 rule` which routes all IPv6 traffic with a packet mark with the bit 1 set through table 1.

## 21.2 libpacketmark

`libpacketmark` is a library which can be loaded with `LD_PRELOAD` and will set the packet mark of all sockets created by a process in accordance with the `LIBPACKETMARK_MARK` environment variable. This allows setting the packet mark for processes which don't support this themselves. The process must run as root (or at least with `CAP_NET_ADMIN`) for this to work.

Unfortunately there's no nice way to set the packet mark via iptables for outgoing packets. The iptables will run after the packet has been created, to even when the packet mark is changed and the packet is re-routed, the source address won't be rewritten to the default source address of the newly chosen route. *libpacketmark* avoids this issue as the packet mark will already be set when the packet is created.

## 21.3 gluon-wan-dnsmasq

To separate the DNS servers in the mesh from the ones on the WAN, the `gluon-wan-dnsmasq` package provides a secondary DNS daemon which runs on `127.0.0.1:54`. It will automatically use all DNS servers explicitly configured in `/etc/config/gluon-wan-dnsmasq` or received via DNS/RA on the WAN port. It is important that no DNS servers for the WAN interface are configured in `/etc/config/network` and that `peerdns` is set to 0 so the WAN DNS servers aren't leaked to the primary DNS daemon.

*libpacketmark* is used to make the secondary DNS daemon send its requests over the WAN interface.

The package `gluon-mesh-vpn-fastd` provides an iptables rule which will redirect all DNS requests from processes running with the primary group `gluon-mesh-vpn` to `127.0.0.1:54`, thus making `fastd` use the secondary DNS daemon.

Many devices don't have enough unique MAC addresses assigned by the vendor (in batman-adv, each mesh interface needs an own MAC address that must be unique mesh-wide).

Gluon tries to solve this issue by using a hash of the primary MAC address as a 45 bit MAC address prefix. The resulting 8 addresses are used as follows:

- 0: client0; WAN
- 1: mesh0
- 2: owe0
- 3: wan\_radio0 (private WLAN); batman-adv primary address
- 4: client1; LAN
- 5: mesh1
- 6: owe1
- 7: wan\_radio1 (private WLAN); mesh VPN



The *gluon.site* library allows convenient access to the site configuration from Lua scripts. Example:

```
local site = require 'gluon.site'  
print(site.wifi24.ap.ssid())
```

The *site* object in this example does not directly represent the *site.conf* data structure; instead, it is wrapped in a way that makes it more convenient to access deeply nested elements. To access the underlying values, they must be unwrapped using the function call notation (the `()` after `site.wifi24.ap.ssid` in the example).

The wrapper objects have two advantages over simple Lua tables:

- Accessing non-existing values is never an error: `site.wifi24.ap.ssid()` will simply return *nil* if `site.wifi24` or `site.wifi24.ap` do not exist
- Default values: A default value can be passed to the unwrapping function call:

```
print(site.wifi24.ap.ssid('Default'))
```

will return *'Default'* instead of *nil* when the value is unset.

Note that *nil* values and unset values are equivalent in Lua.

A simple way to access the whole site configuration as a simple table is to unwrap the top-level site object:

```
local site_table = site()
```



This page explains internals of the Gluon build system. It is currently very incomplete; please contribute if you can!

## 24.1 Feed management

Rather than relying on the *feed.conf* mechanism of OpenWrt directly, Gluon manages its feeds (“*modules*”) using a collection of scripts. This solution was selected for multiple reasons:

- Feeds lists from Gluon base and the site repository are combined
- Patchsets are applied to downloaded feed repositories automatically

The following variables specifically affect the feed management:

**GLUON\_FEEDS** List of base feeds; defined in file *modules* in Gluon base

**GLUON\_SITE\_FEED** List of site feeds; defined in file *modules* in site config

**\*\_REPO, \*\_BRANCH, \*\_COMMIT** Git repository URL, branch and commit ID of the feeds to use. The branch name may be omitted; the default branch will be used in this case.

**GLUON\_BASE\_FEEDS** Additional feed definitions to be added to *feeds.conf* verbatim. By default, this contains a reference to the Gluon base packages; when using the Gluon build system to build a non-Gluon system, the variable can be set to the empty string.

## 24.2 Helper scripts

Several tasks of the build process have been separated from the Makefile into external scripts, which are stored in the *scripts* directory. This was done to ease maintenance of these scripts and the Makefile, by avoiding a lot of escaping. These scripts are either bash or Lua scripts that run on the build system.

**default\_feeds.sh** Defines the constant `DEFAULT_FEEDS` with the names of all feeds listed in *openwrt/feeds.conf.default*. This script is only used as an include by other scripts.

**feeds.sh** Creates the *openwrt/feeds.conf* file from FEEDS and DEFAULT\_FEEDS. The feeds from FEEDS are linked to the matching subfolder of *packages/* and not explicitly defined feeds of DEFAULT\_FEEDS are setup as dummy (src-dummy). This *openwrt/feeds.conf* is used to reinstall all packages of all feeds with the *openwrt/scripts/feeds* tool.

**modules.sh** Defines the constants GLUON\_MODULES and FEEDS by reading the *modules* files of the Gluon repository root and the site configuration. The returned variables look like:

- FEEDS: “*feedA feedB ...*”
- GLUON\_MODULES: “*openwrt packages/feedA packages/feedB ...*”

This script is only used as an include by other scripts.

**patch.sh** (Re-)applies the patches from the *patches* directory to all GLUON\_MODULES and checks out the files to the filesystem. This is done for each repo by:

- creating a temporary clone of the repo to patch - only branch *base* is used
- applying all patches via *git am* on top of this temporary *base* branch - this branch is named *patched*
- copying the temporary clone to the *openwrt* (for OpenWrt Base) or *packages* (for feeds) folder - *git fetch* is used with the temporary clone as source - *git checkout* is called to update the filesystem
- updating all git submodules

This solution with a temporary clone ensures that the timestamps of checked out files are not changed by any intermediate patch steps, but only when updating the checkout with the final result. This avoids triggering unnecessary rebuilds.

**update.sh** Sets up a working clone of the GLUON\_MODULES (external repos) from the external source and installs it into *packages/* directory. It simply tries to set the *base* branch of the cloned repo to the correct commit. If this fails it fetches the upstream branch and tries again to set the local *base* branch.



## 25.1 Kernel Oops

Sometimes a running Linux kernel detects an error during runtime that cannot be corrected. This usually generates a stack trace that points to the location in the code that caused the oops.

Linux kernels in Gluon (and OpenWrt) are stripped. That means they do not contain any debug symbols. On one hand this leads to a smaller binary and faster loading times on the target. On the other hand this means that in a case of a stack trace the unwinder can only print memory locations and no further debugging information.

Gluon stores a compressed kernel with debug symbols for every target in the directory *output/debug/*. These kernels should be kept along with the images as long as the images are in use. This allows the developer to analyse a stack trace later.

### 25.1.1 Decoding Stacktraces

The tooling is contained in the kernel source tree in the file `decode_stacktrace.sh`. This file and the needed source tree are available in the directory:

```
openwrt/build_dir/target-<architecture>/linux-<architecture>/linux-<version>/
```

---

**Note:** Make sure to use a kernel tree that matches the version and patches that was used to build the kernel. If in doubt just re-build the images for the target.

---

Some more information on how to use this tool can be found at [LWN](#).

### 25.1.2 Obtaining Stacktraces

On many targets stacktraces can be read from the following location after reboot:

```
/sys/kernel/debug/crashlog
```

Controllers live in the `controller` subdirectory of a gluon-web application (`/lib/gluon/config-mode/controller` for the config mode, `/lib/gluon/status-page/controller` for the status page). They define which pages (“routes”) exist under the application base URL, and what code is run when these pages are requested.

Controller scripts usually start with a *package* declaration, followed by calls to the *entry* function, which each define one route:

```
package 'gluon-web-admin'

entry({"admin"}, alias("admin", "info"), _("Advanced settings"), 10)
entry({"admin", "info"}, template("admin/info"), _("Information"), 1)
```

*package* defines the translation namespace for the titles of the defined pages as well as the referenced views and models. The *entry* function expects 4 arguments:

- *path*: Components of the path to define a route for.  
The above example defines routes for the paths `admin` and `admin/info`.
- *target*: Dispatcher for the route. See the following section for details.
- *title*: Page title (also used in navigation). The underscore function is used to mark the strings as translatable for `i18n-scan.pl`.
- *order*: Sort index in navigation (defaults to 100)

Navigation indexes are automatically generated for each path level. Pages can be hidden from the navigation by setting the *hidden* property of the node object returned by *entry*:

```
entry({"hidden"}, alias("foo"), _("I'm hidden!")).hidden = true
```

## 26.1 Dispatchers

- *alias (path, ...)*: Redirects to a different page. The path components are passed as individual arguments.

- *call (func, ...)*: Runs a Lua function for custom request handling. The given function is called with the HTTP object and the template renderer as first two arguments, followed by all additional arguments passed to *call*.
- *template (view)*: Renders the given view. See [Views](#).
- *model (name)*: Displays and evaluates a form as defined by the given model. See the [Models](#) page for an explanation of gluon-web models.

## 26.2 The HTTP object

The HTTP object provides information about the HTTP requests and allows to add data to the reply. Using it directly is rarely necessary when gluon-web models and views are used.

Useful functions:

- *getenv (key)*: Returns a value from the CGI environment passed by the webserver.
- *formvalue (key)*: Returns a value passed in a query string or in the content of a POST request. If multiple values with the same name have been passed, only the first is returned.
- *formvaluetable (key)*: Similar to *formvalue*, but returns a table of all values for the given key.
- *status (code, message)*: Writes the HTTP status to the reply. Has no effect if a status has already been sent or non-header data has been written.
- *header (key, value)*: Adds an HTTP header to the reply to be sent to the client. Has no effect when non-header data has already been written.
- *prepare\_content (mime)*: Sets the *Content-Type* header to the given MIME type, potentially setting additional headers or modifying the MIME type to accommodate browser quirks
- *write (data, ...)*: Sends the given data to the client. If headers have not been sent, it will be done before the data is written.

HTTP functions are called in method syntax, for example:

```
http:write('Output!')
```

## 26.3 The template renderer

The template renderer allows to render templates (views). The most useful functions are:

- *render (view, scope, pkg)*: Renders the given view, optionally passing a table with additional variables to make available in the template. The passed package defines the translation namespace.
- *render\_string (str, scope, pkg)*: Same as *render*, but the template is passed directly instead of being loaded from the view directory.

The renderer functions are called in property syntax, for example:

```
renderer.render('layout')
```

## 26.4 Differences from LuCI

- Controllers must not use the *module* function to define a Lua module (*gluon-web* will set up a proper environment for each controller itself)

- Entries are defined at top level, not inside an *index* function
- The *alias* dispatcher triggers an HTTP redirect instead of directly running the dispatcher of the aliased route.
- The *call* dispatcher is passed a function instead of a string with a function name.
- The *cbi* dispatcher of LuCI has been renamed to *model*.
- The HTTP POST handler support the multipart/form-data encoding only, so `enctype="multipart/form-data"` must be included in all `<form>` HTML elements.
- Other dispatchers like *form* are not provided.



Models are defined in the `model` subdirectory of a gluon-web application (`/lib/gluon/config-mode/model` for the config mode; the status page does not use any models). Model support is not part of the gluon-web core anymore, but is provided by the *gluon-web-model* package.

Each model defines one or more forms to display on a page, and how the submitted form data is handled.

Let's start with an example:

```
local f = Form(translate('Hostname'))

local s = f:section(Section)

local o = s:option(Value, 'hostname', translate('Hostname'))
o.default = uci:get_first('system', 'system', 'hostname')
function o:write(data)
  uci:set('system', uci:get_first('system', 'system'), 'hostname', data)
  uci:commit('system')
end

return f
```

The toplevel element of a model is always a *Form*, but it is also possible for a model to return multiple forms, which are displayed one below the other.

A *Form* has one or more *Sections*, and each *Section* has different types of options.

All of these elements have an *id*, which is used to identify them in the HTML form and handlers. If no ID is given, numerical IDs will be assigned automatically, but using explicitly named elements is often advisable (and it is required if a form does not always include the same elements, i.e., some forms, sections or options are added conditionally). IDs are hierarchical, so in the above example, the *Value* would get the ID `1.1.hostname` (value *hostname* in first section of first form).

## 27.1 Classes and methods

- *Form* (*title, description, id*)
  - *Form:section* (*type, title, description, id*)  
Creates a new section of the given type (usually *Section*).
  - *Form:write* ()  
Is called after the form has been submitted (but only if the data is valid). It is called last (after all options' *write* methods) and is usually used to commit changed UCI packages.  
The default implementation of *write* doesn't do anything, but it can be overridden.
- *Section* (usually instantiated through *Form:section*)
  - *Section:option* (*type, id, title, description*)  
Creates a new option of the given type. Option types:
    - \* *Value*: simple text entry
    - \* *TextValue*: multiline text field
    - \* *ListValue*: radio buttons or dropdown selection
    - \* *DynamicList*: variable number of text entry fields
    - \* *Flag*: checkbox

Most option types share the same properties and methods:

- *default*: default value
- *optional*: value may be empty
- *datatype*: one of the types described in [Data types](#)  
By default (when *datatype* is *nil*), all values are accepted.
- *state*: has one of the values *FORM\_NODATA*, *FORM\_VALID* and *FORM\_INVALID* when read in a form handler  
An option that has not been submitted because of its dependencies will have the state *FORM\_NODATA*, *FORM\_INVALID* if the submitted value is not valid according to the set *datatype*, and *FORM\_VALID* otherwise.
- *data*: can be read in form handlers to get the submitted value
- *depends* (*self, option, value*): adds a dependency on another option  
The option will only be shown when the passed option has the given value. This is mainly useful when the other value is a *Flag* or *ListValue*.
- *depends* (*self, deps*): adds a dependency on multiple other options  
*deps* must be a table with options as keys and values as values. The option will only be shown when all passed options have the corresponding values.  
Multiple alternative dependencies can be added by calling *depends* repeatedly.
- *value* (*self, value, text*): adds a choice to a *ListValue*
- *write* (*self, data*): is called with the submitted value when all form data is valid.  
Does not do anything by default, but can be overridden.



The *default* value, the *value* argument to *depends* and the output *data* always have the same type, which is usually a string (or *nil* for optional values). Exceptions are:

- *Flag* uses boolean values
- *DynamicList* uses a table of strings

Despite its name, the *datatype* setting does not affect the returned value type, but only defines a validator to check the submitted value with.

For a more complete example that actually makes use of most of these features, have a look at the model of the *gluon-web-network* package.

## 27.2 Data types

- *integer*: an integral number
- *uinteger*: an integral number greater than or equal to zero
- *float*: a number
- *ufloat*: a number greater than or equal to zero
- *ipaddr*: an IPv4 or IPv6 address
- *ip4addr*: an IPv4 address
- *ip6addr*: an IPv6 address
- *wpakey*: a string usable as a WPA key (either between 8 and 63 characters, or 64 hex digits)
- *range (min, max)*: a number in the given range (inclusive)
- *min (min)*: a number greater than or equal to the given minimum
- *max (max)*: a number less than or equal to the given maximum
- *irange (min, max)*: an integral number in the given range (inclusive)
- *imin (min)*: an integral number greater than or equal to the given minimum
- *imax (max)*: an integral number less than or equal to the given maximum
- *minlength (min)*: a string with the given minimum length
- *maxlength (max)*: a string with the given maximum length

## 27.3 Differences from LuCI

- LuCI's *SimpleForm* and *SimpleSection* are called *Form* and *Section*, respectively
- Is it not possible to add options to a *Form* directly, a *Section* must always be created explicitly
- Many of LuCI's CBI classes have been removed, most importantly the *Map*
- The *rempty* option attribute does not exist, use *optional* instead
- Only the described data types are supported
- Form handlers work completely differently (in particular, a *Form*'s *handle* method should usually not be overridden in *gluon-web*)



The template parser reads views from the `view` subdirectory of a gluon-web application (`/lib/gluon/config-mode/view` for the config mode, `lib/gluon/status-page/view` for the status page). Writing own views should usually be avoided in favour of using *Models* with their predefined views.

Views are partial HTML pages, with additional template tags that allow to embed Lua code and translation strings. The following tags are defined:

- `<% ... %>` evaluates the enclosed Lua expression.
- `<%| ... %>` evaluates the enclosed Lua expression and prints its value.
- `<%= ... %>` evaluates the enclosed Lua expression and prints its value *without escaping HTML entities*. This is useful when the value contains HTML code.
- `<%+ ... %>` includes another template.
- `<%: ... %>` translates the enclosed string using the loaded i18n catalog.
- `<%_ ... %>` translates the enclosed string *without escaping HTML entities* in the translation. This only makes sense when the i18n catalog contains HTML code.
- `<%# ... %>` is a comment.

All of these also come in the whitespace-stripping variants `<%- ... %>` and `-%>` that remove all whitespace before or after the tag.

Complex combinations of HTML and Lua code are possible, for example:

```
<div>
  <% if foo then %>
    Content
  <% end %>
</div>
```

## 28.1 Variables and functions

Many call sites define additional variables (for example, model templates can access the model as *self* and a unique element ID as *id*), but the following variables and functions should always be available for the embedded Lua code:

- *renderer*: *The template renderer*
- *http*: *The HTTP object*
- *request*: Table containing the path components of the current page
- *url (path)*: returns the URL for the given path, which is passed as a table of path components.
- *attr (key, value)*: Returns a string of the form `key="value"` (with a leading space character before the key). *value* is converted to a string (tables are serialized as JSON) and HTML entities are escaped. Returns an empty string when *value* is *nil* or *false*.
- *include (template)*: Includes another template.
- *node (path, ...)*: Returns the controller node for the given page (passed as one argument per path component).  
Use `node (unpack (request) )` to get the node for the current page.
- *pcdata (str)*: Escapes HTML entities in the passed string.
- *urlencode (str)*: Escapes the passed string for use in an URL.
- *translate, \_translate, translatef* and *i18n*: see *Internationalization support*

## 29.1 General guidelines

- All config mode packages must be fully translatable, with complete English and German texts.
- All new expert mode packages must be fully translatable. English texts are required.
- German translations are recommended. Other supported languages, especially French, are nice-to-have, but not required. If you don't know a language well, rather leave the translation blank, so it is obvious that there is no proper translation yet.
- Existing expert mode packages should be made translatable as soon as possible.
- The “message IDs” (which are the arguments to the *translate* function) should be the English texts.

## 29.2 i18n support in Gluon

Internationalization support is available in all components (models, view and controllers) of *gluon-web*-based packages. Strings are translated using the *translate*, *\_translate* and *translatef* functions (*translate* for static strings, *translatef* for printf-like formatted string; *\_translate* works the same as *translate*, but will return *nil* instead of the original string when no translation is available).

In views, the special tags `<%: . . . %>` can be used to translate the contained string.

Example from the *gluon-config-mode-geo-location* package:

```
local share_location = s:option(Flag, "location", translate("Show node on the map"))
```

Note that translations are *namespaced*: each package will only use its own translation strings by default. For this purpose, the package name must be specified in a package's controller. It is possible to access a different translation package using the *i18n* function from models and view, which is necessary when strings from the site configuration are used, or packages do not have their own controller (which is the case for config mode wizard components).

```
local site_i18n = i18n 'gluon-site'  
local msg = site_i18n._translate('gluon-config-mode:welcome')
```

## 29.3 Adding translation templates to Gluon packages

The i18n support is based on the standard gettext system. For each translatable package, a translation template with extension `.pot` can be created using the `i18n-scan.pl` script in the `contrib` directory:

```
cd package/gluon-web-mesh-vpn-fastd  
mkdir i18n  
cd i18n  
../../../../../contrib/i18n-scan.pl ../files ../luasrc > gluon-web-mesh-vpn-fastd.pot
```

The same command can be run again to update the template.

In addition, the Makefile must be adjusted. Instead of OpenWrt's default `package.mk`, the Gluon version (`../gluon.mk` for core packages) must be used. The i18n files must be installed and `PKG_CONFIG_DEPENDS` must be added:

```
...  
include ../gluon.mk  
  
PKG_CONFIG_DEPENDS += $(GLUON_I18N_CONFIG)  
...  
define Build/Compile  
    $(call GluonBuildI18N,gluon-web-mesh-vpn-fastd,i18n)  
endef  
  
define Package/gluon-web-mesh-vpn-fastd/install  
    ...  
    $(call GluonInstallI18N,gluon-web-mesh-vpn-fastd,$(1))  
endef  
...
```

## 29.4 Adding translations

A new translation file for a template can be added using the `msginit` command:

```
cd package/gluon-web-mesh-vpn-fastd/i18n  
msginit -l de
```

This will create the file `de.po` in which the translations can be added.

The translation file can be updated to a new template version using the `msgmerge` command:

```
msgmerge -U de.po gluon-web-mesh-vpn-fastd.pot
```

After the merge, the translation file should be checked for “fuzzy matched” entries where the original English texts have changed. All entries from the translation file should be translated in the `.po` file (or removed from it, so the original English texts are displayed instead).

## 29.5 Adding support for new languages

A list of all languages supported by *gluon-web* can be found in `package/gluon.mk`. New languages just need to be added to `GLUON_SUPPORTED_LANGS`, and a human-readable language name must be defined.





The *Config Mode* consists of several modules that provide a range of different configuration options:

**gluon-config-mode-core** This module provides the core functionality for the config mode. All modules must depend on it.

**gluon-config-mode-hostname** Provides a hostname field.

**gluon-config-mode-autoupdater** Informs whether the autoupdater is enabled.

**gluon-config-mode-mesh-vpn** Allows toggling of mesh-vpn-fastd and setting a bandwidth limit.

**gluon-config-mode-geo-location** Enables the user to set the geographical location of the node.

**gluon-config-mode-contact-info** Adds a field where the user can provide contact information.

## 30.1 Writing Config Mode modules

Config mode modules are located at `/lib/gluon/config-mode/wizard` and `/lib/gluon/config-mode/reboot`. Modules are named like `0000-name.lua` and are executed in lexical order. In the standard package set, the order is, for wizard modules:

- 0050-autoupdater-info
- 0100-hostname
- 0300-mesh-vpn
- 0400-geo-location
- 0500-contact-info

The reboot module order is:

- 0100-mesh-vpn
- 0900-msg-reboot

All modules are run in the `gluon-web` model context and have access to the same variables as “full” `gluon-web` modules.

### 30.1.1 Wizards

Wizard modules must return a function that is provided with the wizard form and an UCI cursor. The function can create configuration sections in the form:

```
return function(form, uci)
  local s = form:section(Section)
  local o = s:option(Value, "hostname", "Hostname")
  o.default = uci:get_first("system", "system", "hostname")
  o.datatype = "hostname"

  function o:write(data)
    uci:set("system", uci:get_first("system", "system"), "hostname", data)
  end

  return {'system'}
end
```

The function may return a table of UCI packages to commit after the individual fields’ *write* methods have been executed. This is done to avoid committing the packages repeatedly when multiple wizard modules modify the same package.

### 30.1.2 Reboot page

Reboot modules are simply executed when the reboot page is rendered:

```
renderer.render_string("Hello World!")
```

## CHAPTER 31

---

### gluon-client-bridge

---

This package provides a bridge (*br-client*) for connecting clients. It will also setup a wireless interface, provided it is configured in *site.conf*.

### 31.1 site.conf

**wifi24.ap.ssid / wifi5.ap.ssid** SSID for the client network



---

## gluon-config-mode-domain-select

---

This package provides a drop-down list for the config mode to select the domain the node will be placed in. If the selection has changed the upgrade scripts in `/lib/gluon/upgrade/` are triggered to update the nodes configuration.

Hiding domains could be useful for default or testing domains, which should not be accidentally selected by a node operator.

### 32.1 domains/\*.conf

**hide\_domain** : optional (defaults to false)

- `false` shows this domain in drop-down list
- `true` hides this domain

Example:

```
hide_domain = true
```



---

## gluon-ebtables-filter-multicast

---

The *gluon-ebtables-filter-multicast* package filters out various kinds of non-essential multicast traffic, as this traffic often constitutes a disproportionate burden on the mesh network. Unfortunately, this breaks many useful services (Avahi, Bonjour chat, . . .), but this seems unavoidable, as the current Avahi implementation is optimized for small local networks and causes too much traffic in large mesh networks.

The multicast packets are filtered between the nodes' client bridge (*br-client*) and mesh interface (*bat0*) on output.

The following packet types are considered essential and aren't filtered:

- ARP (except requests for/replies from 0.0.0.0)
- DHCP, DHCPv6
- ICMPv6 (except Echo Requests (ping) and Node Information Queries (RFC4620))
- IGMP

In addition, the following packet types are allowed to allow experimentation with layer 3 routing protocols.

- Babel
- OSPF
- RIPng

The following packet types are also allowed:

- BitTorrent Local Peer Discovery (it seems better to have local peers for BitTorrent than sending everything through the internet)





---

### gluon-eatables-filter-ra-dhcp

---

The *gluon-eatables-filter-ra-dhcp* package tries to prevent common misconfigurations (i.e. connecting the client interface of a Gluon node to a private network) from causing issues for either of the networks.

The rules are the following:

- DHCP requests, DHCPv6 requests and Router Solicitations may only be sent from clients to the mesh, but aren't forwarded from the mesh to clients
- DHCP replies, DHCPv6 replies and Router Advertisements from clients aren't forwarded to the mesh



---

## gluon-ehtables-limit-arp

---

The *gluon-ehtables-limit-arp* package adds filters to limit the amount of ARP requests client devices are allowed to send into the mesh.

The limits per client device, identified by its MAC address, are 6 packets per minute and 1 per second per node in total. A burst of up to 50 ARP requests is allowed until the rate-limiting takes effect (see `--limit-burst` in `ehtables(8)`).

Furthermore, ARP requests for a target IP already present in the `batman-adv` DAT cache are excluded from rate-limiting, in regard to both counting and filtering, as `batman-adv` will be able to respond locally without a burden for the mesh. Therefore, this limiter should not affect popular target IP addresses, like those of gateways or nameservers.

However it mitigates the impact on the mesh when a larger range of its IPv4 subnet is being scanned, which would otherwise result in a significant amount of ARP chatter, even for unused IP addresses.

This package is installed by default if the selected routing feature is *mesh-batman-adv-15*. It can be unselected via:

```
GLUON_SITE_PACKAGES := \  
-gluon-ehtables-limit-arp
```



---

## gluon-eatables-source-filter

---

The *gluon-eatables-source-filter* package adds an additional layer-2 filter ruleset to prevent unreasonable traffic entering the network via the nodes. Unreasonable means traffic entering the mesh via a node which source IP does not belong to the configured IP space.

You may first check if there is a certain proportion of unreasonable traffic, before adding this package to the firmware image. Furthermore, you should not use this package if some kind of gateway or upstream network is provided by a device connected to the client port.

### 36.1 site.conf

**prefix4** [optional]

- IPv4 subnet

**prefix6 :**

- IPv6 subnet

**extra\_prefixes6** [optional]

- list of additional IPv6 subnets

Example:

```
prefix4 = '198.51.100.0/21',
prefix6 = '2001:db8:8::/64',
extra_prefixes6 = {
  '2001:db8:9::/64',
  '2001:db8:100::/60',
},
```



This package provides an automated way to continuously select the correct domain based on the geolocation of a node. The purpose of Hoodselector is to automatically detect in which domain the node is located based on its geolocation settings. Therefore domains are required to have bounding boxes, defined as polygons or rectangles. Based on this information Hoodselector will select a domain from the list of known domains and migrate towards it without requiring a reboot. This package therefore provides a scalable and decentralized approach to automatic domain selection.

### 37.1 Background information

The main problem of the Northwest Freifunk community was the quickly rising number of nodes in the network. This indirectly affected the stability of the network, because the noise inside the network, e.g. management traffic from the batman-adv protocol, was rising, too. Inside the community there were some ideas like building separate firmwares for each region. This solution would cause issues with splitting regions again and nodes scattered among regions which belong to a different region. Therefore we decided to develop a dynamic and decentralized management of regions called domains. The Hoodselector's task is to choose the "right" domains in an intelligent way and to hold the network together and accessible.

A domain is defined by geostationary fixed shapes by using longitude & latitude in combination with the domain configuration system. Below you can see a visual example of a regional domain:

### 37.2 Behaviour

The following is an abstract state diagram which gives an overview of the process:

The sequence of this diagram reflects the priority of its running modes. Each mode will be explained separately below.

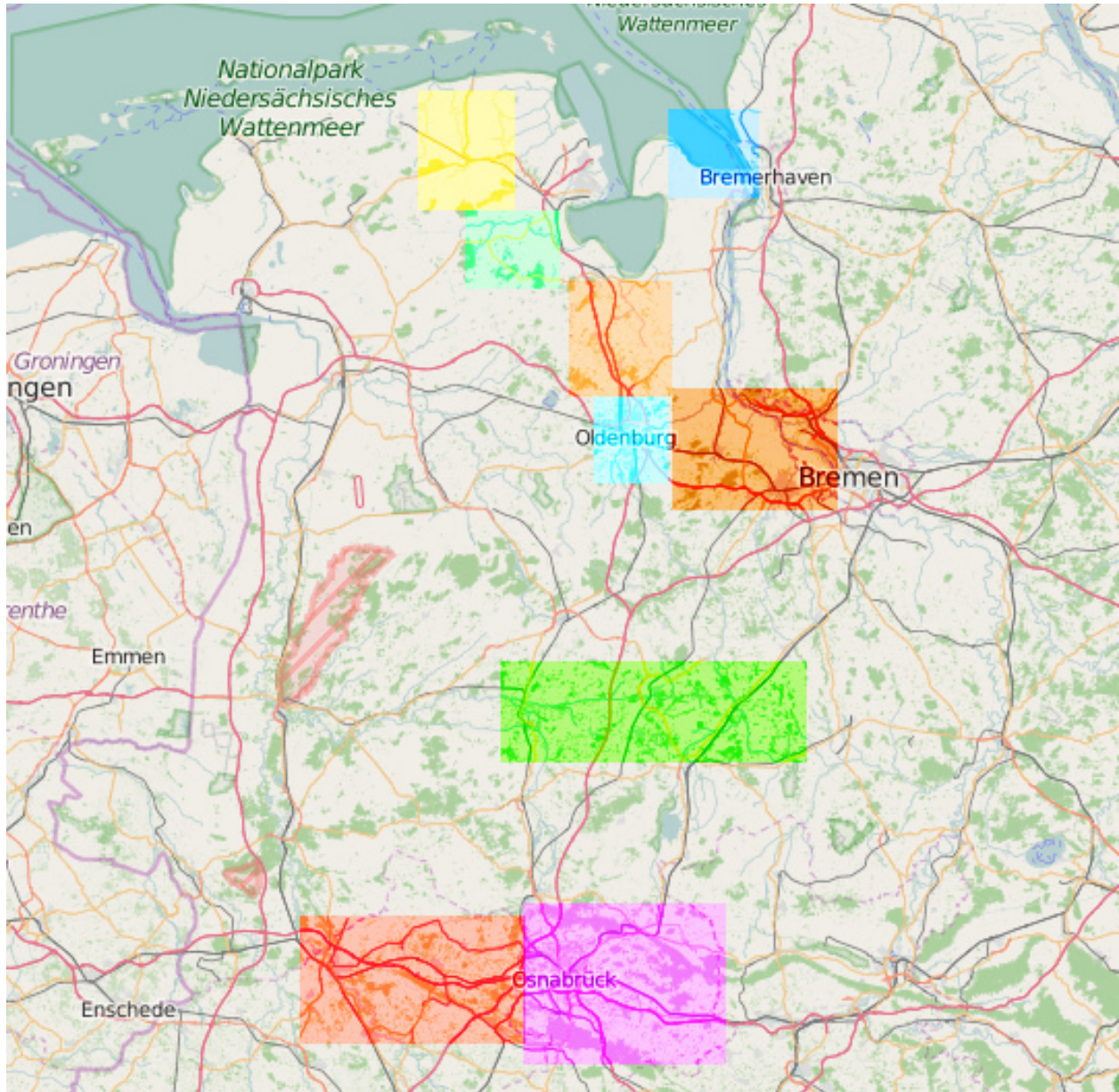


Fig. 1: © OpenStreetMap contributors



### 37.2.1 geolocation mode

This mode will only be entered when a node has location coordinates set. Nodes with a position will set their domain based on it. The node will skip to the next mode when the node (a) has no position or (b) its position is not within any of the defined bounding boxes.

### 37.2.2 default domain mode

This mode will be entered if no other mode before fits. It provides a fallback to the default domain.

## 37.3 Domain shapes

There are two types of domains: the unique default one without a defined shape and others which contain shapes.

- **default domain**

The default domain doesn't hold any shapes and represents the inverted area of all other shapes held by other domains with geo coordinates. It will only be entered if a node could not be matched to a geo domain. A suggested approach is to define the "old" network as default domain and gradually migrate nodes from there to geo domains.

- **geo domains**

A geo domain contains shapes, which are described by three dimensional arrays and represents the geographical size of the domain. There are two possible definitions of these shapes. The first one is using rectangles so that only two coordinates per box are needed to define it (see below for an example). The second one uses polygons which can have multiple edges. Each domain can hold multiple shapes.

## 37.4 site.conf

The designer of the shapes must always ensure that no overlapping polygons between domains will be created or else the order in the domain list will become relevant. If for example domain A and B overlap, Hoodselector would, for that overlapping area, only ever reach domain A, but never domain B. Here is an example of a rectangular definition of a shape: Example:

```
hoodselector = {
  shapes = {
    {
      {
        lat = 53.128,
        lon = 8.187
      },
      {
        lat = 53.163,
        lon = 8.216
      },
    },
  },
},
```

Here is an example of a shape defined by a triangle: Example:

```
hoodselector = {
  shapes = {
    {
      {
        lat = 53.128,
        lon = 8.187
      },
      {
        lat = 53.163,
        lon = 8.216
      },
      {
        lat = 53.196,
        lon = 8.194
      },
    },
  },
},
```

This package is incompatible with *gluon-config-mode-domain-select*.

The *gluon-logging* package allows to configure a remote syslog server that will receive the systems log output that is also visible when calling `logread` from a terminal.

It supports both IPv4 and IPv6 endpoints over UDP and TCP.

Note: The syslog mechanism is incapable of providing a complete log as network access is required to send out log messages and `logd` does not buffer and resend older log messages even though they might be available in `logread`.

This package conflicts with `gluon-web-logging` as it will overwrite the user-given syslog server on every upgrade.

## 38.1 site.conf

**syslog.ip** [required]

- Destination address of the remote syslog server

**syslog.port** [optional]

- Destination port of the remote syslog server
- Defaults to 514

**syslog.proto** [optional]

- Protocol to transport syslog frames in, can be either `tcp` or `udp`
- Defaults to UDP

Example:

```
syslog = {
  ip = "2001:db8::1",
  port = 514,
  proto = "udp",
},
```



B.A.T.M.A.N. Advanced (often referenced as batman-adv) is an implementation of the B.A.T.M.A.N. routing protocol in form of a linux kernel module operating on layer 2.

Layer 2 means that all client devices will operate in the same, virtual broadcast domain and will see each other “as if they were connected to one giant switch”.

This comes with a set of advantages (like quick and economical client device roaming, layer 3 protocol agnosticism, broadcast/multicast). But also impediments, especially layer 2 multicast overhead - which Gluon tries to mitigate to achieve a certain degree of scalability. See *gluon-ebtables-filter-multicast* and *Multicast Architecture* for details.

B.A.T.M.A.N. Advanced project homepage:

- <https://www.open-mesh.org/projects/batman-adv/wiki/Wiki>

## 39.1 B.A.T.M.A.N. Routing Algorithms

Two routing algorithms are selectable via *site.conf mesh section*: BATMAN\_IV and BATMAN\_V.

### 39.1.1 BATMAN\_IV - stable

This is the recommended algorithm to use with *gluon-mesh-batman-adv-15*.

### 39.1.2 BATMAN\_V - experimental

This is the experimental B.A.T.M.A.N. routing algorithm. It is packet format / compatibility stable but is still in development.

For more details, see:

- [https://www.open-mesh.org/projects/batman-adv/wiki/BATMAN\\_V](https://www.open-mesh.org/projects/batman-adv/wiki/BATMAN_V)

## Multicast Architecture

While generally broadcast capability is a nice feature of a layer 2 mesh protocol, it quickly reaches its limit.

For meshes with about **50 nodes / 100 clients, or more** it is therefore highly recommended to add the *gluon-ebtables-filter-multicast* package. Also, with the *mesh-batman-adv-15* feature, *gluon-ebtables-limit-arp* is selected by default.

Furthermore, by default IGMP and MLD messages are filtered. See *site.conf mesh section* and *IGMP/MLD Domain Segmentation* for details.

To achieve some level of scalability for multicast, multicast group awareness is implemented and utilized in the following ways:

## 39.2 Node-Local Multicast Handling

A Gluon node sends IGMP/MLD Queries with the following parameters on its local segment:

- Interval: 20 seconds
- Robustness: 9
- Query Response Interval: 5 seconds

This way, through the returning IGMP/MLD reports, the node learns which multicast groups its clients are interested in.

This is then used to deliver multicast packets to its own Wifi clients via individual Wifi unicast transmissions instead of a broadcast transmission.

The advantages of this are:

- Usually higher bitrates: Mostly lower airtime usage
- Acknowledged, retried transmissions (ARQ): Higher reliability
- If no local client is interested: Avoiding the transmission, no airtime usage

Notably multicast for IPv6 Neighbor Discovery usually has only a single multicast listener in the case of address resolution and usually no multicast listener for duplicate address detection. Which are the ideal cases for multicast snooping / multicast to unicast.

The unicast delivery is achieved through utilizing the multicast-to-unicast feature in OpenWrt/netifd. Which in turn utilizes the multicast-to-unicast conversion and hairpin features of the Linux bridge, plus the hostapd client isolation feature, to hand over full delivery control to the bridge.

## 39.3 Mesh-wide Multicast Handling

To be able to avoid transmissions not only on the “last mile”, the AP interface to the local clients, but also from the “last mile” into the mesh in the future multicast listener state is propagated through the mesh:

batman-adv (compat 15) taps into the Linux bridge and inherits the multicast groups into its translation table. Which then takes care of efficiently distributing this knowledge to other nodes.

While by that the receiver side is ready to go, the sender part in batman-adv is disabled for now in Gluon. It will be enabled in a future release.

## 39.4 IGMP/MLD Domain Segmentation

Internet Group Membership Protocol and Multicast Listener Discovery Protocol are the standardized network protocols to query, report and learn multicast group memberships on the local link for IPv4 (IGMP) and IPv6 (MLD).

By default Gluon filters IGMP and MLD queries and reports towards the mesh and runs an IGMP/MLD querier on each node for its own local clients. Furthermore Gluon tags the mesh side bridge port (bat0) as a multicast router port.

That way, even though the Linux client bridge in Gluon is unable to learn about multicast memberships behind other nodes, the multicast router port flag will force it to unconditionally hand over all multicast packets to batman-adv. Which even with IGMP/MLD filtered, will have full multicast membership knowledge through its own propagation through the batman-adv translation table.

Advantages are:

- Reduced overhead through reactive batman-adv multicast TT vs. periodic IGMP/MLD messages in the mesh
- Increased IGMP/MLD snooping robustness via local, per node IGMP/MLD queriers
- DDoS vector mitigation

**Note:** For nodes running an operating system other than Gluon, but a bridge interface on top of the batman-adv interface, you will need to set the multicast router flag there manually:

```
debian$ echo 2 > /sys/class/net/bat0/brport/multicast_router
```

“2” for this parameter means to always assume a multicast router behind this bridge port and to therefore forward all multicast packets to this port. Versus the default of “1” which means to learn about multicast routers via IGMP/MLD Queries, PIM and MRD messages; or “0” to always assume that there is no multicast router behind this port, meaning to only forward multicast to this port if an according multicast listener on this link was detected.

Further limitations: IGMP/MLD snooping switches (e.g. “enterprise switches”) behind the client network of a node (LAN ports) are unsupported. It is advised to disable IGMP/MLD snooping on those enterprise switches for now or to at least manually mark the port to the Gluon router as a “multicast router port”.

Alternatively, the filtering of IGMP/MLD reports can be disabled via the site.conf (which is not recommended in large meshes though). See [site.conf mesh section](#) for details.





This package adds support for SAE on 802.11s mesh connections.

Enabling this package will require all 802.11s mesh connections to be encrypted using the SAE key agreement scheme. The security of SAE relies upon the authentication through a shared secret.

In the context of public mesh networks a shared secret is an obvious oxymoron. Still, this functionality may provide an improvement over unencrypted mesh connections in that it protects against a passive attacker who did not observe the key agreement. In addition Management Frame Protection (802.11w) gets automatically enabled on wireless mesh interfaces to prevent protocol-level deauthentication attacks.

If *wifi.mesh.sae* is enabled, a shared secret will automatically be derived from the *prefix6* variable. This is as secure as it gets for a public mesh network.

For *private* mesh networks *wifi.mesh.sae\_passphrase* should be set to your shared secret.

## 40.1 site.conf

These settings apply to all 802.11s mesh interfaces on all radios.

### **wifi.mesh.sae : optional**

- `true` enables SAE on 802.11s mesh connections
- `false` disables SAE on 802.11s mesh connections
- defaults to `false`

### **wifi.mesh.sae\_passphrase : optional**

- sets a shared secret used to authenticate any two mesh nodes, crucial for private mesh networks
- should not be set, if the shared secret is shared with untrusted third parties, like in a publish mesh network
- defaults to an autogenerated value derived from `prefix6`

Example:

```
wifi = {  
  mesh = {  
    sae = true,  
    -- sae_passphrase = "<shared secret>",  
  },  
},
```

This package drops all incoming router advertisements except for the default router with the best metric according to B.A.T.M.A.N. advanced.

Note that advertisements originating from the node itself (for example via `gluon-radvd`) are not affected and considered at all.

### 41.1 Selected router

The router selection mechanism is independent from the `batman-adv` gateway mode. In contrast, the device originating the router advertisement could be any router or client connected to the mesh, as `radv-filterd` captures all router advertisements originating from it. All nodes announcing router advertisement **with** a default lifetime greater than 0 are being considered as candidates.

In case a router is not a `batman-adv` originator itself, its TQ is defined by the originator it is connected to. This lookup uses the `batman-adv` global translation table.

Initially the router is selected by choosing the candidate with the strongest TQ. When another candidate can provide a better TQ metric, that outperforms the currently selected router by X metric units, it will be picked as the new selected router. The hysteresis threshold is configurable and prevents excessive flapping of the gateway.

### 41.2 Local routers

Local routers (i.e. local internet gateways connected to some nodes) that are connected to the client interface via cable or WLAN instead of via the mesh (technically: appearing in the `transtable_local`) are taken into account with a fake TQ of 512, so that they are always preferred.

Be aware of problems if you plan to use local routers together with the `gluon-ebtables-filter-ra-dhcp` package. These router advertisements are filtered anyway and reach neither the node nor any other client. Therefore the use of local routers is not possible as long as the package `gluon-radv-filterd` is used.

## 41.3 respondd module

This package also contains a module for respondd that announces the currently selected router via the `statistics.gateway6` property using its interface MAC address. Note that this is different from the `statistics.gateway` property, which contains the MAC address of the main B.A.T.M.A.N. adv slave interface of the selected IPv4 gateway.

## 41.4 site.conf

**radv\_filterd.threshold** [optional]

- minimal difference in TQ value that another gateway has to be better than the currently chosen gateway to become the new chosen gateway
- defaults to 20

Example:

```
radv_filterd = {  
    threshold = 20,  
}
```

---

## gluon-scheduled-domain-switch

---

This package allows to switch a routers domain at a given point in time. This is needed for switching between incompatible transport protocols (e.g. wired meshing with and without VXLAN).

Nodes will switch when the defined *switch-time* has passed. In case the node was powered off while this was supposed to happen, it might not be able to acquire the correct time. In this case, the node will switch after it has not seen any gateway for a given period of time.

### 42.1 site.conf

All those settings have to be defined exclusively in the domain, not the site.

**domain\_switch** [optional (needed for domains to switch)]

**target\_domain :**

- target domain to switch to

**switch\_after\_offline\_mins :**

- amount of time without reachable gateway to switch unconditionally

**switch\_time :**

- UNIX epoch after which domain will be switched

**connection\_check\_targets :**

- array of IPv6 addresses which are probed to determine if the node is connected to the mesh

Example:

```
domain_switch = {
  target_domain = 'new_domain',
  switch_after_offline_mins = 120,
  switch_time = 1546344000, -- 01.01.2019 - 12:00 UTC
  connection_check_targets = {
```

(continues on next page)

(continued from previous page)

```
'2001:4860:4860::8888',  
'2001:4860:4860::8844',  
  },  
},
```

This package allows the user to set options like the password for ssh access within config mode. You can define in your `site.conf` whether it should be possible to access the nodes via ssh with a password or not and what the minimum password length must be.

### 43.1 site.conf

#### **config\_mode.remote\_login.show\_password\_form : optional**

- `true` the password section in config mode is shown
- `false` the password section in config mode is hidden
- defaults to `false`

#### **config\_mode.remote\_login.min\_password\_length : optional**

- sets the minimum allowed password length. Set this to `1` to disable the length check.
- defaults to `12`

Example:

```
config_mode = {
  remote_login = {
    show_password_form = true, -- default false
    min_password_length = 12
  }
}
```





## CHAPTER 44

---

### gluon-web-logging

---

The *gluon-web-logging* package adds a new section to advanced settings to allow GUI-based configuration of a remote syslog server.



### 45.1 Bugfixes

- LEDs on the ASUS RT-AC51 are now fully functional.
- Netgear EX6150v1 randomly booting into failsafe mode has been fixed. This happened dependant on the state of the mode setting switch.
- Dnsmasq has been patched against multiple security issues in its DNS response validation. See the OpenWrt advisory at <https://openwrt.org/advisory/2021-01-19-1>

### 45.2 Other changes

- Linux kernel has been updated to 4.14.224
- batman-adv fixes were backported from its 2021.0 release
- OpenSSL has been updated to 1.1.1k

### 45.3 Known issues

- Upgrading EdgeRouter-X from versions before v2020.1.x may lead to a soft-bricked state due to bad blocks on the NAND flash which the NAND driver before this release does not handle well. (#1937)
- The integration of the BATMAN\_V routing algorithm is incomplete.
  - Mesh neighbors don't appear on the status page. (#1726) Many tools have the BATMAN\_IV metric hardcoded, these need to be updated to account for the new throughput metric.
  - Throughput values are not correctly acquired for different interface types. (#1728) This affects virtual interface types like bridges and VXLAN.

- Default TX power on many Ubiquiti devices is too high, correct offsets are unknown (#94)

Reducing the TX power in the Advanced Settings is recommended.

- In configurations not using VXLAN, the MAC address of the WAN interface is modified even when Mesh-on-WAN is disabled (#496)

This may lead to issues in environments where a fixed MAC address is expected (like VMware when promiscuous mode is disallowed).

### 46.1 Bugfixes

- Fixed unstable WiFi on some units of the TP-Link Archer C50 v4 (#2133)
- Fixed CVE-2020-27638 in fastd

### 46.2 Other changes

- Linux kernel has been updated to 4.14.209
- Backports of batman-adv bugfixes

### 46.3 Known issues

- Upgrading EdgeRouter-X from versions before v2020.1.x may lead to a soft-bricked state due to bad blocks on the NAND flash which the NAND driver before this release does not handle well. (#1937)
- The integration of the BATMAN\_V routing algorithm is incomplete.
  - Mesh neighbors don't appear on the status page. (#1726) Many tools have the BATMAN\_IV metric hardcoded, these need to be updated to account for the new throughput metric.
  - Throughput values are not correctly acquired for different interface types. (#1728) This affects virtual interface types like bridges and VXLAN.
- Default TX power on many Ubiquiti devices is too high, correct offsets are unknown (#94)  
Reducing the TX power in the Advanced Settings is recommended.
- In configurations not using VXLAN, the MAC address of the WAN interface is modified even when Mesh-on-WAN is disabled (#496)

This may lead to issues in environments where a fixed MAC address is expected (like VMware when promiscuous mode is disallowed).

### 47.1 Added hardware support

- Added support for TP-Link CPE210 3.20 (#2080)

### 47.2 Bugfixes

- Fixed handling of *mesh\_on\_lan* enabled in site configuration (#2090)
- Fixed build issues with lantiq-xrx200 target by removing unsupported DSL modem packages (#2087)

### 47.3 Other changes

- Linux kernel has been updated to 4.14.193
- Backports of batman-adv bugfixes

### 47.4 Known issues

- Upgrading EdgeRouter-X from versions before v2020.1.x may lead to a soft-bricked state due to bad blocks on the NAND flash which the NAND driver before this release does not handle well. (#1937)
- The integration of the BATMAN\_V routing algorithm is incomplete.
  - Mesh neighbors don't appear on the status page. (#1726) Many tools have the BATMAN\_IV metric hardcoded, these need to be updated to account for the new throughput metric.
  - Throughput values are not correctly acquired for different interface types. (#1728) This affects virtual interface types like bridges and VXLAN.

- Default TX power on many Ubiquiti devices is too high, correct offsets are unknown (#94)

Reducing the TX power in the Advanced Settings is recommended.

- In configurations not using VXLAN, the MAC address of the WAN interface is modified even when Mesh-on-WAN is disabled (#496)

This may lead to issues in environments where a fixed MAC address is expected (like VMware when promiscuous mode is disallowed).



## 48.1 Added hardware support

### 48.1.1 ath79-generic

- GL.iNet
  - GL-AR750S
- TP-Link
  - CPE220 (v3)

### 48.1.2 ipq40xx-generic

- EnGenius
  - ENS620EXT<sup>2</sup>
- Linksys
  - EA6350 (v3)

### 48.1.3 lantiq-xrx200

- TP-Link
  - TD-W8970

---

<sup>2</sup> This device is supposed to be set up outdoors and will therefore have its outdoor mode flag automatically enabled.

### 48.1.4 lantiq-xway

- NETGEAR
  - DGN3500B

### 48.1.5 ramips-mt76x8

- Cudy
  - WR1000

### 48.1.6 x86-legacy<sup>1</sup>

- Devices older than the Pentium 4

## 48.2 Major changes

### 48.2.1 Device Classes

Devices are now categorized into device classes. This device class can determine which features as well as packages are installed on the device when building images.

Currently there are two classes used in Gluon, *tiny* and *standard*. All devices with less than 64M of RAM or less than 7M of usable firmware space are assigned to the *tiny* class.

### 48.2.2 WPA3 support for Private WLAN

The private WLAN now supports WPA3-SAE key exchange as well as management frame protection (802.11w). For this to work, the firmware needs to be built with the *wireless-encryption-wpa3* feature.

### 48.2.3 OWE on Client Network

Gluon now allows to configure a VAP for the client network which supports opportunistic encryption on the client network for devices which support the OWE security type (also known as Enhanced Open).

This encrypted VAP can be the only available access point or be configured in addition to an unencrypted VAP. In the latter case, the transition mode can be enabled, which enables compatible devices to automatically connect to the encrypted VAP while legacy devices continue to use the unencrypted connection.

There are issues with some devices running Android 9 when connecting to a transition mode enabled network. See the site documentation for more information.

### 48.2.4 SAE Encrypted Mesh Links

Mesh links can now be operated in an encrypted mode using SAE authentication. For this to work, a common shared secret has to be distributed to all participating nodes using the *site.conf*.

---

<sup>1</sup> This is a new target.

## 48.2.5 Responsive status page

The status page design is now responsive and reflows better on mobile devices.

## 48.2.6 Primary domain code

The primary domain code is now visible on the node status page as well as in the respondd information emitted by the node.

## 48.2.7 Logging

The new *gluon-logging* package allows to configure a remote syslog server using the *site.conf*. This package can only be included when *gluon-web-logging* is excluded.

## 48.2.8 Peer cleanup in fastd

fastd peers and groups are now removed on update in case they do not exist in the new site configuration. To preserve a custom peer across updates, add the *preserve* key to the peer's UCI configuration and set it to 1.

## 48.3 Bugfixes

- The WAN MAC address now matches the one defined in OpenWrt if VXLAN is enabled for the selected domain.
- *gluon-reload* now reloads all relevant services.
- Disabling outdoor mode and enabling meshing in the config mode can now be performed in a single step.
- Fixed section visibility with enabled outdoor mode in config mode.

## 48.4 Site changes

### 48.4.1 site.mk

Starting with version 19.07 OpenWrt ships the *urngd* entropy daemon by default. It replaces the *haveged* daemon, for which we removed the support in Gluon. Remove *haveged* from your package selection.

## 48.5 Internal

### 48.5.1 Editorconfig

Gluon now ships a *editorconfig* file to allow compatible editors to automatically apply key aspects of Gluon's code style.

## 48.5.2 Continuous Integration

- Jenkins
  - The CI now has a test stage to verify Gluons runtime functionality.
- GitHub Actions
  - GitHub actions is now enabled for the Gluon project, build-testing all available targets.

## 48.5.3 Build system

- Source code minification can now be skipped by enabling the `GLUON_MINIFY` flag.
- Enabling the `GLUON_AUTOREMOVE` flag will remove package build directories after they are built. This reduces space consumption at the expense of subsequent builds being slower.

## 48.6 Known issues

- Upgrading EdgeRouter-X from versions before v2020.1.x may lead to a soft-bricked state due to bad blocks on the NAND flash which the NAND driver before this release does not handle well. (#1937)
- The integration of the `BATMAN_V` routing algorithm is incomplete.
  - Mesh neighbors don't appear on the status page. (#1726) Many tools have the `BATMAN_IV` metric hardcoded, these need to be updated to account for the new throughput metric.
  - Throughput values are not correctly acquired for different interface types. (#1728) This affects virtual interface types like bridges and `VXLAN`.
- Default TX power on many Ubiquiti devices is too high, correct offsets are unknown (#94)

Reducing the TX power in the Advanced Settings is recommended.

- In configurations not using `VXLAN`, the MAC address of the WAN interface is modified even when Mesh-on-WAN is disabled (#496)

This may lead to issues in environments where a fixed MAC address is expected (like VMware when promiscuous mode is disallowed).

### 49.1 Added hardware support

- Added support for TP-Link CPE210 3.20 (#2080)

### 49.2 Bugfixes

- Fixed a rare race-condition during mesh interface teardown (#2057)
- Fixed handling of mesh interfaces together with outdoor mode, site.conf defaults and config mode (#2049) (#2054)

### 49.3 Other changes

- Linux kernel has been updated to 4.14.193
- Backports of batman-adv bugfixes

### 49.4 Known issues

- Upgrading EdgeRouter-X from versions before v2020.1.x may lead to a soft-bricked state due to bad blocks on the NAND flash which the NAND driver before this release does not handle well. (#1937)
- The integration of the BATMAN\_V routing algorithm is incomplete.
  - Mesh neighbors don't appear on the status page. (#1726) Many tools have the BATMAN\_IV metric hardcoded, these need to be updated to account for the new throughput metric.
  - Throughput values are not correctly acquired for different interface types. (#1728) This affects virtual interface types like bridges and VXLAN.

- Default TX power on many Ubiquiti devices is too high, correct offsets are unknown (#94)

Reducing the TX power in the Advanced Settings is recommended.

- The MAC address of the WAN interface is modified even when Mesh-on-WAN is disabled (#496)

This may lead to issues in environments where a fixed MAC address is expected (like VMware when promiscuous mode is disallowed).

### 50.1 Bugfixes

- Fixes a bug in musl which can lead to spurious crashes in fastd and other programs, which alternate between single- and multi-threaded operation. (#2029)
- Fixes a regression which led to around 2.5 MiB higher memory usage for ar71xx-tiny and ramips-rt305x targets. While this decreases the memory usage, the image will become around 64KiB larger. (#2032)
- Fixes a bug which can cause the TP-Link TL-MR3020 v1 to become stuck in failsafe mode.

### 50.2 Other changes

- Linux kernel has been updated to 4.14.180

### 50.3 Known issues

- High chance of ending in a soft-bricked state for Ubiquiti EdgeRouter-X. Workaround is to repeat initial installation using the serial console. (#1937)
- Out of memory situations with high client count on ath9k. (#1768)
- The integration of the BATMAN\_V routing algorithm is incomplete.
  - Mesh neighbors don't appear on the status page. (#1726)  
Many tools have the BATMAN\_IV metric hardcoded, these need to be updated to account for the new throughput metric.
  - Throughput values are not correctly acquired for different interface types. (#1728)

This affects virtual interface types like bridges and VXLAN.

- Default TX power on many Ubiquiti devices is too high, correct offsets are unknown (#94)

Reducing the TX power in the Advanced Settings is recommended.

- The MAC address of the WAN interface is modified even when Mesh-on-WAN is disabled (#496)

This may lead to issues in environments where a fixed MAC address is expected (like VMware when promiscuous mode is disallowed).

- Inconsistent respondd API (#522)

The current API is inconsistent and will be replaced eventually. The old API will still be supported for a while.



## 51.1 Removed hardware support

### 51.1.1 lantiq-xway

- AVM FRITZ!Box 7320<sup>1</sup>
- AVM FRITZ!Box 7330<sup>1</sup>
- AVM FRITZ!Box 7330 SL<sup>1</sup>

## 51.2 Bugfixes

- Fixes a bug in the tunneldigger watchdog where the watchdog would incorrectly find itself while looking up the running tunneldigger process. It then went on and assumed a PID mismatch between the tunneldigger service and its PID file and therefore caused an unnecessary restart of the tunnel. (#1952)
- Fixes an oversight in the firewalling of the respondd service where queries from prefix listed in `extra_prefixes6` would be dropped. (#1941)
- Fixes a bug in `gluon-web` where forms would not correctly update their field visibility on reset. This affected, for example, the private wifi page in the config mode. (#1970)
- Fixes RX buffer sizing in the ath10k driver to allow for frames larger than 1528 Bytes. (#1992)
- Fixes a regression in the v4.14 kernel where spurious data bus errors on ar71xx devices would cause a reboot. (#1994)

---

<sup>1</sup> The switchports on these devices are not working properly (#1943)

## 51.3 Other changes

- Linux kernel has been updated to 4.14.176

## 51.4 Internals

- OpenWrt 19.07 introduced the `urngd` entropy daemon that serves the same function as the `haveged` service, which we have been recommending. To not have two redundant entropy daemons in this release we remove `urngd` in favor of `haveged` in the v2020.1 release series.

## 51.5 Known issues

- High chance of ending in a soft-bricked state for Ubiquiti EdgeRouter-X. Workaround is to repeat initial installation using the serial console. (#1937)
- Out of memory situations with high client count on ath9k. (#1768)
- The integration of the `BATMAN_V` routing algorithm is incomplete.
  - Mesh neighbors don't appear on the status page. (#1726)  
Many tools have the `BATMAN_IV` metric hardcoded, these need to be updated to account for the new throughput metric.
  - Throughput values are not correctly acquired for different interface types. (#1728)  
This affects virtual interface types like bridges and VXLAN.
- Default TX power on many Ubiquiti devices is too high, correct offsets are unknown (#94)  
Reducing the TX power in the Advanced Settings is recommended.
- The MAC address of the WAN interface is modified even when Mesh-on-WAN is disabled (#496)  
This may lead to issues in environments where a fixed MAC address is expected (like VMware when promiscuous mode is disallowed).
- Inconsistent `respondd` API (#522)  
The current API is inconsistent and will be replaced eventually. The old API will still be supported for a while.
- Frequent reboots due to out-of-memory or high load due to memory pressure on weak hardware especially in larger meshes (#1243)  
Optimizations in Gluon 2018.1 have significantly improved memory usage. There are still known bugs leading to unreasonably high load that we hope to solve in future releases.

This is the first service release for the Gluon 2020.1.x line, fixing regressions reported by the community.

### 52.1 Bugfixes

- Fixed non-working LEDs on TP-Link Archer C5 v1 and Archer C7 v2 after an upgrade to Gluon 2020.1.
- Fixed an issue which leads to AVM FRITZ!WLAN Repeater 450E devices being stuck in failsafe mode after an upgrade to Gluon 2020.1.

### 52.2 Other changes

- Linux kernel has been updated to 4.14.171

### 52.3 Known issues

- Out of memory situations with high client count on ath9k. (#1768)
- The integration of the BATMAN\_V routing algorithm is incomplete.
  - Mesh neighbors don't appear on the status page. (#1726)  
Many tools have the BATMAN\_IV metric hardcoded, these need to be updated to account for the new throughput metric.
  - Throughput values are not correctly acquired for different interface types. (#1728)  
This affects virtual interface types like bridges and VXLAN.

- Default TX power on many Ubiquiti devices is too high, correct offsets are unknown (#94)  
Reducing the TX power in the Advanced Settings is recommended.
- The MAC address of the WAN interface is modified even when Mesh-on-WAN is disabled (#496)  
This may lead to issues in environments where a fixed MAC address is expected (like VMware when promiscuous mode is disallowed).
- Inconsistent respondd API (#522)  
The current API is inconsistent and will be replaced eventually. The old API will still be supported for a while.
- Frequent reboots due to out-of-memory or high load due to memory pressure on weak hardware especially in larger meshes (#1243)  
Optimizations in Gluon 2018.1 have significantly improved memory usage. There are still known bugs leading to unreasonably high load that we hope to solve in future releases.
- High chance of ending in a soft-bricked state for Ubiquiti EdgeRouter-X. Workaround is to repeat initial installation using the serial console. (#1937)

This is the first release of Gluon in 2020, based on OpenWrt 19.07. It introduces the ath79 target, which will replace ar71xx in the short term.

## 53.1 Added hardware support

### 53.1.1 ath79-generic

- devolo WiFi pro 1200e
- devolo WiFi pro 1200i
- devolo WiFi pro 1750c
- devolo WiFi pro 1750e
- devolo WiFi pro 1750i
- devolo WiFi pro 1750x
- GL.iNet GL-AR300M-Lite
- OCEDO Raccoon
- TP-Link Archer C6 v2

### 53.1.2 ipq40xx-generic

- Aruba AP-303
- Aruba Instant On AP11
- AVM FRITZ!Repeater 1200

### 53.1.3 ipq806x-generic

- Netgear R7800

### 53.1.4 lantiq-xway

- AVM FRITZ!Box 7312
- AVM FRITZ!Box 7320
- AVM FRITZ!Box 7330
- AVM FRITZ!Box 7330 SL

### 53.1.5 lantiq-xrx200

- AVM FRITZ!Box 7360 (v1, v2)
- AVM FRITZ!Box 7360 SL
- AVM FRITZ!Box 7362 SL
- AVM FRITZ!Box 7412

### 53.1.6 mpc85xx-p1020

- Enterasys WS-AP3710i
- OCEDO Panda

### 53.1.7 ramips-mt7620

- TP-Link Archer C2 (v1)
- TP-Link Archer C20 (v1)
- TP-Link Archer C20i
- TP-Link Archer C50 (v1)
- Xiaomi MiWifi Mini

### 53.1.8 ramips-mt7621

- Netgear EX6150 (v1)
- Netgear R6220

### 53.1.9 ramips-mt76x8

- GL.iNet VIXMINI
- TP-Link TL-MR3020 (v3)
- TP-Link TL-WA801ND (v5)

- TP-Link TL-WR902AC (v3)

## 53.2 Removed hardware support

- ALFA Network Hornet-UB<sup>1</sup>
- ALFA Network Tube2H<sup>1</sup>
- ALFA Network N2<sup>1</sup>
- ALFA Network N5<sup>1</sup>

## 53.3 Major changes

### 53.3.1 OpenWrt 19.07

Gluon v2020.1 is the first release to use OpenWrt 19.07. All targets therefore use Linux 4.14.166.

### 53.3.2 batman-adv compat v14 removal

Support for the long deprecated compat 14 version of batman-adv has been dropped. Communities still using this version should migrate to batman-adv using the scheduled domain switch.

### 53.3.3 IBSS wireless mesh removal

Support for the IBSS wireless protocol has been dropped. Communities still using IBSS are suggested to migrate to 802.11s using the scheduled domain switch.

### 53.3.4 Performance enhancements

We install zram-swap by default on ar71xx devices with 8MB of flash and 32MB of RAM.

### 53.3.5 Renamed targets

- The ipq40xx target was renamed to ipq40xx-generic.
- The ipq806x target was renamed to ipq806x-generic.

### 53.3.6 Status Page

- Gateway nexthop information has been added to the statuspage when batman-adv is used. This includes its MAC address and prettyname as well as the interface name towards the selected gateway.
- The site name has been added to the statuspage. If the node is in a multidomain setup it will also show the domain name.

---

<sup>1</sup> The kernel partition on this device is too small to build a working image.

### 53.3.7 DECT button to enter config mode

Many AVM devices don't feature a separate RESET/WPS button, therefore starting this release we support entering the config mode via DECT buttons.

### 53.3.8 X86 partition size

The x86 partition size has been reduced to fit on disks with a capacity of 128 MB.

## 53.4 Bugfixes

### 53.4.1 Autoupdater aliases

We have added several new aliases for autoupdater compatibility on the following devices:

- Ubiquiti UniFi AC LR
- Raspberry Pi

## 53.5 Site changes

### 53.5.1 site.mk

- The `GLUON_WLAN_MESH` variable can be dropped, as 802.11s is the only supported wireless transport from now on.

## 53.6 Internals

### 53.6.1 Linting Targets

Support for linter make targets was added.

- `make lint`
- `make lint-sh` to only check shell scripts
- `make lint-lua` to only check lua scripts

These require the shellcheck and luacheck tools. The docker image has been updated accordingly.

### 53.6.2 Continuous integration

We have implemented continuous integration testing using Jenkins and thereby ensure that all lua and shell scripts are linted, that the documentation still builds and warnings are highlighted, and that Gluon still compiles, by testing a build on the `x86_64` target. We expect this to significantly improve the feedback cycle and quality of contributions.



## Known issues

- Upgrading EdgeRouter-X from versions before v2020.1.x may lead to a soft-bricked state due to bad blocks on the NAND flash which the NAND driver before this release does not handle well. (#1937)
- LEDs on TP-Link Archer C5 v1 and Archer C7 v2 are not working after Upgrade to v2020.1 (#1941)
- AVM FRITZ!WLAN Repeater 450E is stuck in failsafe mode. (#1940)
- Out of memory situations with high client count on ath9k. (#1768)
- The integration of the BATMAN\_V routing algorithm is incomplete.
  - Mesh neighbors don't appear on the status page. (#1726)  
Many tools have the BATMAN\_IV metric hardcoded, these need to be updated to account for the new throughput metric.
  - Throughput values are not correctly acquired for different interface types. (#1728)  
This affects virtual interface types like bridges and VXLAN.
- Default TX power on many Ubiquiti devices is too high, correct offsets are unknown (#94)  
Reducing the TX power in the Advanced Settings is recommended.
- The MAC address of the WAN interface is modified even when Mesh-on-WAN is disabled (#496)  
This may lead to issues in environments where a fixed MAC address is expected (like VMware when promiscuous mode is disallowed).
- Inconsistent respondd API (#522)  
The current API is inconsistent and will be replaced eventually. The old API will still be supported for a while.
- Frequent reboots due to out-of-memory or high load due to memory pressure on weak hardware especially in larger meshes (#1243)  
Optimizations in Gluon 2018.1 have significantly improved memory usage. There are still known bugs leading to unreasonably high load that we hope to solve in future releases.



### 54.1 Bugfixes

- Fixes a bug in the tunneldigger watchdog where the watchdog would incorrectly find itself while looking up the running tunneldigger process. It then went on and assumed a PID mismatch between the tunneldigger service and its PID file and therefore caused an unnecessary restart of the tunnel. (#1952)
- Fixes an oversight in the firewalling of the respondd service where queries from prefix listed in `extra_prefixes6` would be dropped. (#1941)
- Fixes a bug in `gluon-web` where forms would not correctly update their field visibility on reset. This affected, for example, the private wifi page in the config mode. (#1970)
- Fixes RX buffer sizing in the ath10k driver to allow for frames larger than 1528 Bytes. (#1992)
- Fixed handling of mesh interfaces together with outdoor mode, `site.conf` defaults and config mode (#2049) (#2054)
- Fixes a bug with perl when building Gluon v2019.1.x with GCC10
- Fixes a buffer leak in fastd when receiving invalid packets

### 54.2 Other Changes

- Linux kernel has been updated to either
  - 4.9.237 (ar71xx, brcm2708, mpc85xx) or
  - 4.14.199 (ipq40xx, ipq806x, mvebu, ramips, sunxi, x86).
- Backports of batman-adv bugfixes

## 54.3 Known issues

- Out of memory situations with high client count on ath9k. (#1768)
- The integration of the BATMAN\_V routing algorithm is incomplete.
  - Mesh neighbors don't appear on the status page. (#1726)  
Many tools have the BATMAN\_IV metric hardcoded, these need to be updated to account for the new throughput metric.
  - Throughput values are not correctly acquired for different interface types. (#1728)  
This affects virtual interface types like bridges and VXLAN.
- Default TX power on many Ubiquiti devices is too high, correct offsets are unknown (#94)  
Reducing the TX power in the Advanced Settings is recommended.
- The MAC address of the WAN interface is modified even when Mesh-on-WAN is disabled (#496)  
This may lead to issues in environments where a fixed MAC address is expected (like VMware when promiscuous mode is disallowed).
- Inconsistent respondd API (#522)  
The current API is inconsistent and will be replaced eventually. The old API will still be supported for a while.
- Frequent reboots due to out-of-memory or high load due to memory pressure on weak hardware especially in larger meshes (#1243)  
Optimizations in Gluon 2018.1 have significantly improved memory usage. There are still known bugs leading to unreasonably high load that we hope to solve in future releases.

### 55.1 Bugfixes

- Fixes a buffer-overflow vulnerability in libubox, a core component of OpenWrt (CVE-2020-7248)
- Fixes a vulnerability in the OpenWrt package manager (opkg). By using this vulnerability, an attacker could bypass the integrity check of the package artifacts. (CVE-2020-7982)

### 55.2 Other Changes

- Linux kernel has been updated to either
  - 4.9.211 (ar71xx, brcm2708, mpc85xx) or
  - 4.14.167 (ipq40xx, ipq806x, mvebu, ramips, sunxi, x86).

### 55.3 Known issues

- Out of memory situations with high client count on ath9k. (#1768)
- The integration of the BATMAN\_V routing algorithm is incomplete.
  - Mesh neighbors don't appear on the status page. (#1726)  
Many tools have the BATMAN\_IV metric hardcoded, these need to be updated to account for the new throughput metric.
  - Throughput values are not correctly acquired for different interface types. (#1728)  
This affects virtual interface types like bridges and VXLAN.

- Default TX power on many Ubiquiti devices is too high, correct offsets are unknown (#94)

Reducing the TX power in the Advanced Settings is recommended.

- The MAC address of the WAN interface is modified even when Mesh-on-WAN is disabled (#496)

This may lead to issues in environments where a fixed MAC address is expected (like VMware when promiscuous mode is disallowed).

- Inconsistent respondd API (#522)

The current API is inconsistent and will be replaced eventually. The old API will still be supported for a while.

- Frequent reboots due to out-of-memory or high load due to memory pressure on weak hardware especially in larger meshes (#1243)

Optimizations in Gluon 2018.1 have significantly improved memory usage. There are still known bugs leading to unreasonably high load that we hope to solve in future releases.

### 56.1 Bugfixes

- Fixes device alias for Ubiquiti UniFi AC LR. (#1834) Autoupdates on this model were impossible before, since we were missing the proper device alias.
- Add correct ath10k firmware package for OCEDO Koala. (#1838)
- Fixes various batman-adv bugs with backports from 2019.4 and 2019.5 by updating the openwrt-routing packages feed.
- Fixes node role list. (#1851) With Gluon v2019.1 it became impossible to change the role of a node via the config mode.

### 56.2 Other Changes

- Linux kernel has been updated to either
  - 4.9.207 (ar71xx, brcm2708, mpc85xx) or
  - 4.14.160 (ipq40xx, ipq806x, mvebu, ramips, sunxi, x86).

### 56.3 Known issues

- Out of memory situations with high client count on ath9k. (#1768)
- The integration of the BATMAN\_V routing algorithm is incomplete.
  - Mesh neighbors don't appear on the status page. (#1726)  
Many tools have the BATMAN\_IV metric hardcoded, these need to be updated to account for the new throughput metric.

- Throughput values are not correctly acquired for different interface types. (#1728)

This affects virtual interface types like bridges and VXLAN.

- Default TX power on many Ubiquiti devices is too high, correct offsets are unknown (#94)

Reducing the TX power in the Advanced Settings is recommended.

- The MAC address of the WAN interface is modified even when Mesh-on-WAN is disabled (#496)

This may lead to issues in environments where a fixed MAC address is expected (like VMware when promiscuous mode is disallowed).

- Inconsistent respondd API (#522)

The current API is inconsistent and will be replaced eventually. The old API will still be supported for a while.

- Frequent reboots due to out-of-memory or high load due to memory pressure on weak hardware especially in larger meshes (#1243)

Optimizations in Gluon 2018.1 have significantly improved memory usage. There are still known bugs leading to unreasonably high load that we hope to solve in future releases.



## 57.1 Important notes

Gluon v2019.1.x will be the last series of releases to support batman-adv-legacy (v14 compat) and IBSS (Ad-hoc) mesh links. Migration features have been developed and should be used during this release cycle to migrate to batman-adv v15 compat and/or 802.11s mesh links. These migration features are the *scheduled domain switching* (since v2018.2.1) and *batman-adv module coexistence* (since v2019.1, see below). The migration must be completed before an upgrade to future Gluon releases (v2019.2 or later) becomes possible.

With Gluon v2019.1, nodes will not answer respondd queries on `[ff02::2:1001]:1001` anymore. Respondd querier setups still using this address must be updated to the new address `[ff05::2:1001]:1001` (supported since Gluon v2017.1). This change was required due to cross-domain leakage of respondd data. If you are using hopglass-server to query respondd data, you need to update it to at least commit f0e2c0a5.

If you are upgrading from a version prior to v2018.1, please note that the flash layout on some devices (TP-Link CPE/WBS 210/510) was changed. To avoid upgrade failures, make sure to upgrade to Gluon 2017.1.8 or the latest Gluon 2016.2.x (unreleased) before installing Gluon 2018.1, 2018.2 or 2019.1.

## 57.2 Added hardware support

### 57.2.1 ar71xx-generic

- D-Link
  - DAP-1330 A1

### 57.2.2 ar71xx-tiny<sup>1</sup>

- TP-Link

---

<sup>1</sup> This target will be reaching its end of life soon. This means that support in the next major release of Gluon is doubtful.

- TL-WR840N v2

### 57.2.3 ipq40xx

- 8devices
  - Jalapeno

### 57.2.4 mpc85xx-p1020<sup>2</sup>

- Aerohive
  - HiveAP 330

### 57.2.5 ramips-mt7621

- ASUS
  - RT-AC57U<sup>3</sup>

---

**Note:** The `ipq806x` target has been flagged as broken, as none of its devices are fully supported in this OpenWrt release yet. You might have to update your build scripts accordingly.

---

## 57.3 New features

### 57.3.1 batman-adv coexistence

To allow a migration from B.A.T.M.A.N. Adv. `compat 14` this Gluon release offers the ability to ship both B.A.T.M.A.N. Adv. `compat 14` and `15` in the same image. The `mesh.batman_adv.routing_algo` option is used to decide which module gets loaded and the scheduled domain switching functionality can be used to migrate between the two versions.

Note that if you were using `gluon-mesh-batman-adv-14` (“batman-adv-legacy”) before you will need to update the `mesh.batman_adv.routing_algo` setting from `BATMAN_IV` to `BATMAN_IV_LEGACY` if you want to stay on v14 `compat`.

See the `mesh` section for the `site.conf` configuration of this feature.

### 57.3.2 Outdoor Mode

Radio devices hosted outdoors are often affected by different regulation than if they were installed indoors. The outdoor mode allows for the reconfiguration of 5 GHz radios onto different channels and channel ranges. Regulatory policies like DFS currently make it difficult to use the 5 GHz band for mesh networking because it’s never certain that nodes will stay on the same channel. If enabled, by setting `wifi5.outdoor_chanlist`, a number of devices that are commonly installed outdoors will have outdoor mode automatically enabled during their initial setup, specifically:

- Ubiquiti

---

<sup>2</sup> This is a new target.

<sup>3</sup> Device or target does not support AP+IBSS mode: This device or target will not be built when `GLUON_WLAN_MESH` is set to `ibss`.

- Bullet M
- Litebeam M5
- Nanostation M5
- Nanostation M5 Loco
- Rocket M5
- Rocket M5 TI
- Unifi AC Mesh
- Unifi AC Mesh Pro
- Unifi Outdoor
- TP-Link
  - CPE510
  - WBS510

See the *wifi5* section for the *site.conf* configuration of this feature.

### 57.3.3 Device Deprecation

The ar71xx-tiny and several devices in the ramips-rt305x target have been marked as deprecated. The *GLUON\_DEPRECATED* flag was introduced to offer communities the choice on how to deal with the ending support for those devices. Devices or targets marked as deprecated will very likely not be included in following Gluon releases anymore, usually due to their insufficient flash size.

See the *Build configuration* section for details.

### 57.3.4 Hoodselector: Geolocation Mode

The new hoodselector package allows a node to automatically reevaluate its selected mesh domain at runtime. In this release we support its geolocation feature.

See the *gluon-hoodselector* documentation for details.

### 57.3.5 x86 images support firstboot

x86 images are now using squashfs instead of ext4 and can now have their configuration reset by using *firstboot*.

## 57.4 Bugfixes

- Fixes passwordless SSH access when gluon-authorized-keys was used without gluon-setup-mode. (#1777)
- Fixes cross-domain leakage of respondd data by not joining the link-local multicast group on br-client. Nodes will not be answering respondd queries on [ff02::2:1001]:1001 anymore. Respondd queries using that address must be updated to the new address [ff05::2:1001]:1001. (#1701)

## 57.5 Site changes

When updating a site configuration from Gluon 2018.2.x, the following changes must be made:

### 57.5.1 site.mk

- We now require the `GLUON_DEPRECATED` variable to be set to decide how to handle the image generation for deprecated devices. (#1745)
- The variable `DEVICES` that controls which devices to build images for has been renamed to `GLUON_DEVICES`. (#1686)
- The `gluon-radvd` package is now included by default and can be dropped from `FEATURES` and `GLUON_SITE_PACKGES`.

### 57.5.2 site.conf

- The `mesh.batman_adv.routing_algo` option is now required when the batman-adv routing protocol is used. (#1622)  
To continue using batman-adv v14 compat you need to set this option from `BATMAN_IV` to `BATMAN_IV_LEGACY`.
- The options `wifi*.basic_rates` and `wifi*.supported_rates` have been removed, as the legacy 802.11b rates are now disabled by default. (#1716)

## 57.6 Gateway recommendations

These are recommendations for running non-Gluon nodes, like for example gateways, in your mesh network:

- Since Gluon v2018.1 the IGMP/MLD segmentation feature was enabled by default. When `bat0` is run with a bridge on top the `bat0` bridge port should be set to receive all multicast traffic unconditionally:

```
# echo 2 > /sys/class/net/bat0/brport/multicast_router
```

See the chapter on *IGMP/MLD Domain Segmentation* for more details.

## 57.7 Internals

### 57.7.1 Debug Build Flag

Setting `GLUON_DEBUG=1` will provide firmware images including debugging symbols usable with GDB or similar tools. Requires a device or target with at least 16 MB of flash space, e.g. *x86-64*. Unset by default.

### 57.7.2 Lua target files

Target definitions were rewritten in Lua; this was necessary to implement the device deprecation feature. It also offers the option for more flexible tagging of devices in the future. (#1745)

### 57.7.3 luacheck

Lua scripts can now be properly linted and analyzed using luacheck. Run luacheck package scripts target in the Gluon project root. (#1741)

### 57.7.4 Docker build environment

A minimal docker-based build environment is now available in contrib/Dockerfile. (#1738)

### 57.7.5 Reload of domain-related services

A mechanism to reload domain related services is now available. (#1710)

## 57.8 Known issues

- Out of memory situations with high client count on ath9k. (#1768)
- The integration of the BATMAN\_V routing algorithm is incomplete.
  - Mesh neighbors don't appear on the status page. (#1726)  
Many tools have the BATMAN\_IV metric hardcoded, these need to be updated to account for the new throughput metric.
  - Throughput values are not correctly acquired for different interface types. (#1728)  
This affects virtual interface types like bridges and VXLAN.
- Default TX power on many Ubiquiti devices is too high, correct offsets are unknown (#94)  
Reducing the TX power in the Advanced Settings is recommended.
- The MAC address of the WAN interface is modified even when Mesh-on-WAN is disabled (#496)  
This may lead to issues in environments where a fixed MAC address is expected (like VMware when promiscuous mode is disallowed).
- Inconsistent respondd API (#522)  
The current API is inconsistent and will be replaced eventually. The old API will still be supported for a while.
- Frequent reboots due to out-of-memory or high load due to memory pressure on weak hardware especially in larger meshes (#1243)  
Optimizations in Gluon 2018.1 have significantly improved memory usage. There are still known bugs leading to unreasonably high load that we hope to solve in future releases.



### 58.1 End of life

This will be the final release of the v2018.2.x series. Updating to the v2019.1.x release series is the recommended course of action, which should be fairly easy.

### 58.2 Bugfixes

- Fixes device alias for Ubiquiti UniFi AC LR. (#1834) Autoupdates on this model were impossible before, since we were missing the proper device alias.
- Add correct ath10k firmware package for OCEDO Koala. (#1838)
- Fixes various batman-adv bugs with backports from 2019.4 and 2019.5 by updating the openwrt-routing packages feed

### 58.3 Other changes

- Linux kernel has been updated to either
  - 4.9.207 (ar71xx, brcm2708, mpc85xx) or
  - 4.14.160 (ipq40xx, ipq806x, mvebu, ramips, sunxi, x86).

### 58.4 Known issues

- Default TX power on many Ubiquiti devices is too high, correct offsets are unknown (#94)  
Reducing the TX power in the Advanced Settings is recommended.

- The MAC address of the WAN interface is modified even when Mesh-on-WAN is disabled (#496)

This may lead to issues in environments where a fixed MAC address is expected (like VMware when promiscuous mode is disallowed).

- Inconsistent respondd API (#522)

The current API is inconsistent and will be replaced eventually. The old API will still be supported for a while.

- Frequent reboots due to out-of-memory or high load due to memory pressure on weak hardware especially in larger meshes (#1243)

Optimizations in Gluon 2018.1 have significantly improved memory usage. There are still known bugs leading to unreasonably high load that we hope to solve in future releases.



## 59.1 Added hardware support

### 59.1.1 ar71xx-generic

- TP-Link
  - CPE210 v3

### 59.1.2 ar71xx-nand

- Aerohive
  - HiveAP 121

### 59.1.3 mcp85xx-p1020

- Aerohive
  - HiveAP 330

### 59.1.4 ramips-mt76x8

- TP-Link
  - TL-MR3420 v5<sup>1</sup>

---

<sup>1</sup> Device or target does not support AP+IBSS mode: This device or target will not be built when *GLUON\_WLAN\_MESH* is set to *ibss*.

## 59.2 Bugfixes

- Fixes passwordless SSH access when gluon-authorized-keys was used without gluon-setup-mode. (#1777)
- Fixes ingress traffic shaping. A necessary kernel config value was not set. (#1790)
- Fixes the generation of the bootloader image for the AVM FRITZ!Box 4040. (#1766)
- Fixes the IBSS mesh on the GL.iNet AR750. The wrong driver/firmware package was previously selected. (#1792)
- Fixes the primary mac selection on the TP-Link Archer C25 v1. (#1771)

## 59.3 Other changes

- Linux kernel has been updated to either
  - 4.9.188 (ar71xx, brcm2708, mpc85xx) or
  - 4.14.137 (ipq40xx, ipq806x, mvebu, ramips, sunxi, x86).

## 59.4 Known issues

- Default TX power on many Ubiquiti devices is too high, correct offsets are unknown (#94)  
Reducing the TX power in the Advanced Settings is recommended.
- The MAC address of the WAN interface is modified even when Mesh-on-WAN is disabled (#496)  
This may lead to issues in environments where a fixed MAC address is expected (like VMware when promiscuous mode is disallowed).
- Inconsistent respondd API (#522)  
The current API is inconsistent and will be replaced eventually. The old API will still be supported for a while.
- Frequent reboots due to out-of-memory or high load due to memory pressure on weak hardware especially in larger meshes (#1243)  
Optimizations in Gluon 2018.1 have significantly improved memory usage. There are still known bugs leading to unreasonably high load that we hope to solve in future releases.

### 60.1 Removed hardware support

Support for the Onion Omega has been removed since the device does not have an ethernet port, and even with the ethernet shield connected the interface would not have been configured.

### 60.2 Bugfixes

- Fixes vulnerabilities that allowed for remote crashes and denial of service attacks through the Linux kernels TCP selective acknowledgement implementation. (CVE-2019-11477, CVE-2019-11478 and CVE-2019-11479)
- Fixes a bug in the image generation for the Netgear R6120 where the OverlayFS might not be created on boot as the JFFS2 end-of-filesystem marker was omitted by the vendor firmware. This resulted in the router not being able to save its configuration and seemingly “being stuck” in config-mode. (#1722)
- Fixes oddities in the calculation of non-wireless clients published through respondd on batman-adv networks. Previously both the kernel wifi layer and batman-adv were consulted, which led to issues because they use different timeout values. (#1676)
- Fixes doubled batman-adv management overhead, introduced with Gluon v2017.1. A timer in batman-adv was wrongly started twice, resulting in each node emitting not one but two OGMs from the same originator per 5 seconds. (#1446)
- Fixes an issue, where services provided by a node (such as DNS resolver or status-page) might become unavailable due to other misbehaving nodes on the same layer 2 segment. (#1659)
- Fixes traffic shaping not working correctly when using tunneldigger, as well as the migration between fastd and tunneldigger (#1736)

## 60.3 Other changes

- Linux kernel has been updated to 4.9.182 or 4.14.128, depending on the target

## 60.4 Known issues

- Default TX power on many Ubiquiti devices is too high, correct offsets are unknown (#94)  
Reducing the TX power in the Advanced Settings is recommended.
- The MAC address of the WAN interface is modified even when Mesh-on-WAN is disabled (#496)  
This may lead to issues in environments where a fixed MAC address is expected (like VMware when promiscuous mode is disallowed).
- Inconsistent respondd API (#522)  
The current API is inconsistent and will be replaced eventually. The old API will still be supported for a while.
- Frequent reboots due to out-of-memory or high load due to memory pressure on weak hardware specially in larger meshes (#1243)  
Optimizations in Gluon 2018.1 have significantly improved memory usage. There are still known bugs leading to unreasonably high load that we hope to solve in future releases.

## 61.1 Added hardware support

### 61.1.1 ar71xx-generic

- AVM
  - Fritz!WLAN Repeater 300E

### 61.1.2 ramips-mt7620

- Nexx
  - WT3020AD/F/H<sup>1</sup>

### 61.1.3 ramips-mt76x8

- Gl.iNet
  - MT300N (v2)<sup>1</sup>
- Netgear
  - R6120<sup>1</sup>
- TP-Link
  - Archer C50 (v3, v4)<sup>1</sup>
  - TL-WR841N (v13)<sup>1</sup>

---

<sup>1</sup> Device or target does not support AP+IBSS mode: This device or target will not be built when *GLUON\_WLAN\_MESH* is set to *ibss*.

## 61.2 Bugfixes

- Fixes a bug in the batman-adv respondd module that caused duplicate IPv6 addresses in nodeinfo replies (#1615)  
This was visible on the status page and several map implementations. The new implementation uses netlink instead of parsing `/proc/net/ifa_inet6`.
- Fixes a localization issue in gluon-config-mode-geo-location which resulted in a partial translation of the wizard's location section text. (#1611)
- Fixes the display of the improved memory usage estimation in gluon-status-page  
This change was actually already merged in time for v2018.2 but the JavaScript was not rebuilt.
- Fixes automatic updates for several devices by adding and updating the autoupdater image names  
This affects the following devices:
  - GL.iNet GL-AR150,
  - GL.iNet GL-AR300M
  - GL.iNet GL-AR750
  - Raspberry Pi Model B+ Rev 1.2
- Fixes the primary MAC address selection for Unifi AC Lite/Mesh/Pro/Mesh Pro (#1629)
- Fixes low data rate selection for multicast and management frames on ath10k and ath10k-ct (#1644)  
A patchset has been backported that notifies these drivers of requested data rate changes
- Fixes the data rate selection in ath10k and ath10k-ct when no `mcast_rate` is configured (#1657)  
Previously a missing `mcast_rate` could result in broken 5 GHz connectivity

## 61.3 New features

### 61.3.1 Scheduled domain switch

Gluon has support for multiple domains since its v2018.1 release. The scheduled domain switch allows for reliable migrations between domains at a preconfigured time. This can be useful for communities that, among other things, plan to

- migrate between IBSS and 802.11s
- activate VXLAN encapsulation on wired mesh links

### 61.3.2 Improved frequency band distribution of dual-band radios

A new algorithm that improves the distribution of dual-band radios was added. They will now be evenly distributed between the 2.4 and 5 GHz band, with a preference towards 2.4 GHz.

If a device has only a single dual-band radio, like the AVM FRITZ!WLAN Repeater 300E, it will be configured for 2.4 GHz.

## 61.4 Known issues

- Default TX power on many Ubiquiti devices is too high, correct offsets are unknown (#94)

Reducing the TX power in the Advanced Settings is recommended.

- The MAC address of the WAN interface is modified even when Mesh-on-WAN is disabled (#496)

This may lead to issues in environments where a fixed MAC address is expected (like VMware when promiscuous mode is disallowed).

- Inconsistent respondd API (#522)

The current API is inconsistent and will be replaced eventually. The old API will still be supported for a while.

- Frequent reboots due to out-of-memory or high load due to memory pressure on weak hardware specially in larger meshes (#1243)

Optimizations in Gluon 2018.1 have significantly improved memory usage. There are still known bugs leading to unreasonably high load that we hope to solve in future releases.





OpenWrt has been updated to the new major release 18.06.x. Depending on the target, this includes the Linux kernel 4.9.146 or 4.14.89.

The new OpenWrt release introduces a dependency on GNU *time*. On Debian/Ubuntu, this can be found in the package *time*. The shell builtin *time*, which is available by default, is not sufficient.

## 62.1 Added hardware support

### 62.1.1 ar71xx-generic

- AVM
  - Fritz!WLAN Repeater 450E
- OCEDO
  - Koala
- TP-Link
  - Archer C7 v5
  - TL-WR810N v1
- Ubiquiti
  - UniFi AC Mesh Pro
- ZyXEL
  - NBG6616

### 62.1.2 ipq40xx<sup>12</sup>

- AVM
  - FRITZ!Box 4040
- GL.iNet
  - GL-B1300
- NETGEAR
  - EX6100v2
  - EX6150v2
- OpenMesh
  - A42
  - A62
- ZyXEL
  - NBG6617
  - WRE6606

### 62.1.3 ramips-mt7621<sup>2</sup>

- D-Link
  - DIR-860L B1
- ZBT
  - WG3526-16M
  - WG3526-32M

---

**Note:** The *ramips-mt7628* target has been renamed to *ramips-mt76x8*, and the *sunxi* target has been renamed to *sunxi-cortexa7*. You might have to update your build scripts accordingly.

---

## 62.2 New features

Besides many smaller improvements and optimizations, we'd like to highlight the following larger new features:

### 62.2.1 OpenStreetMap-based map in config wizard

When the feature *config-mode-geo-location-osm* (package *gluon-config-mode-geo-location-osm*) is enabled, the configuration wizard will try to load an OSM-based map to allow the user to specify the node location. Loading the map requires a working internet connection, for example via WLAN (while connected to the Gluon node via Ethernet).

See the *config\_mode* section for the *site.conf* configuration of this feature.

---

<sup>1</sup> New target

<sup>2</sup> AP+IBSS mode unsupported: This target is not built when *GLUON\_WLAN\_MESH* is set to *ibss*.

## 62.2.2 Experimental support for the Babel mesh routing protocol

As the layer-2 based routing protocol `batman-adv` does not scale well in large mesh networks, we are experimenting with alternatives. Babel is a promising layer-3 mesh routing protocol, which might become the recommended protocol in a future version of Gluon.

Use the feature flag `mesh-babel` for Babel. Note that our Babel support is still **experimental** and not ready for production. If you are interested in trying it out, please contact us on our mailing list or in our IRC channel.

## 62.2.3 `gluon-ebtables-limit-arp` enabled by default

The `gluon-ebtables-limit-arp` package, introduced in Gluon 2018.1, is now included by default. In case of issues, it can be removed by adding `-gluon-ebtables-limit-arp` to `GLUON_SITE_PACKAGES`.

## 62.3 Site changes

If an `opkg` repository for `lede` was configured the key needs to be migrated to `openwrt`. `lede` is ignored and without an `openwrt` key the default OpenWrt repository is used.

No other changes need to be made to `site.conf` or `site.mk` when upgrading from Gluon v2018.1.x.

## 62.4 Internals

- We have switched from LuCI's `nixio` library to the more actively developed `luaposix`

## 62.5 Known issues

- Default TX power on many Ubiquiti devices is too high, correct offsets are unknown (#94)  
Reducing the TX power in the Advanced Settings is recommended.
- The MAC address of the WAN interface is modified even when Mesh-on-WAN is disabled (#496)  
This may lead to issues in environments where a fixed MAC address is expected (like VMware when promiscuous mode is disallowed).
- Inconsistent `respondd` API (#522)  
The current API is inconsistent and will be replaced eventually. The old API will still be supported for a while.
- Frequent reboots due to out-of-memory or high load due to memory pressure on weak hardware specially in larger meshes (#1243)  
Optimizations in Gluon 2018.1 have significantly improved memory usage. There are still known bugs leading to unreasonably high load that we hope to solve in future releases.



## 63.1 Bugfixes

- Fix regression in autoupdater version comparison function

Due to a regression in Gluon 2018.1, the autoupdater would incorrectly consider certain version strings equal and not attempt to upgrade. In particular, any string and its prefix were considered equal when the prefix did not end with a digit. For example, the following relations were not evaluated correctly:

- `1.0 < 1.0.1`
- `1.0~pre < 1.0`

- Fix unintended difference between autoupdater version comparison and dpkg/opkg

Alphanumeric characters were considered less than end-of-string, when the intended behaviour (as implemented by dpkg and opkg) is that only `~` is less than end-of-string. This broke relations like the following:

- `1.0 < 1.0a`
- `1.0a < 1.0ab`
- `1.0a < 1.0a1`

## 63.2 Known issues

- Default TX power on many Ubiquiti devices is too high, correct offsets are unknown (#94)

Reducing the TX power in the Advanced Settings is recommended.

- The MAC address of the WAN interface is modified even when Mesh-on-WAN is disabled (#496)

This may lead to issues in environments where a fixed MAC address is expected (like VMware when promiscuous mode is disallowed).

- Inconsistent respondd API (#522)

The current API is inconsistent and will be replaced eventually. The old API will still be supported for a while.

- Frequent reboots due to out-of-memory or high load due to memory pressure on weak hardware specially in larger meshes (#1243)

Optimizations in Gluon 2018.1 have significantly improved memory usage. There are still known bugs leading to unreasonably high load that we hope to solve in future releases.

### 64.1 Bugfixes

- Fix kernel module dependency collection for external modules (#1580)

A regression in v2018.1.2 prevented the batman-adv kmod from being loaded on devices without WiFi drivers.

### 64.2 Known issues

- Default TX power on many Ubiquiti devices is too high, correct offsets are unknown (#94)

Reducing the TX power in the Advanced Settings is recommended.

- The MAC address of the WAN interface is modified even when Mesh-on-WAN is disabled (#496)

This may lead to issues in environments where a fixed MAC address is expected (like VMware when promiscuous mode is disallowed).

- Inconsistent respondd API (#522)

The current API is inconsistent and will be replaced eventually. The old API will still be supported for a while.

- Frequent reboots due to out-of-memory or high load due to memory pressure on weak hardware specially in larger meshes (#1243)

Optimizations in Gluon 2018.1 have significantly improved memory usage. There are still known bugs leading to unreasonably high load that we hope to solve in future releases.





### 65.1 Bugfixes

- Fix a bug leading to missing IPv6 addresses in respondd announcements (#1523)  
The pattern that was used to match addresses from /proc/net/ifa\_inet6 did not expect interface indexes growing past two characters.
- Mark ipq806x target as broken for unstable client WiFi (#1505)  
Station connections to the QCA9880 radio on the TP-Link C2600s are frequently disconnected, leading to an abysmal user experience.
- Fix button behaviour on FRITZ!Box 4020 (#1544)  
Buttons were triggering an instant reboot into config mode, fix by setting buttons to active low instead of active high.
- Prevent caching of redirects on config mode and status page (#1530)  
As the path to both config mode and status page were changed between versions users could be affected by a redirect to a no more valid URL.
- batman-adv has received two bugfixes, which were [backported](#) from v2018.4

### 65.2 Other changes

- Linux kernel has been updated to v4.4.153

### 65.3 Known issues

- Missing kernel module dependencies prevent batman-adv from being loaded on devices without WiFi drivers (#1578)

- Default TX power on many Ubiquiti devices is too high, correct offsets are unknown (#94)

Reducing the TX power in the Advanced Settings is recommended.

- The MAC address of the WAN interface is modified even when Mesh-on-WAN is disabled (#496)

This may lead to issues in environments where a fixed MAC address is expected (like VMware when promiscuous mode is disallowed).

- Inconsistent respondd API (#522)

The current API is inconsistent and will be replaced eventually. The old API will still be supported for a while.

- Frequent reboots due to out-of-memory or high load due to memory pressure on weak hardware specially in larger meshes (#1243)

Optimizations in Gluon 2018.1 have significantly improved memory usage. There are still known bugs leading to unreasonably high load that we hope to solve in future releases.

### 66.1 Bugfixes

- Fix a bug leading to configuration loss on upgrade under certain circumstances (#1496)

The issue can only occur when upgrading from 2018.1 and there are multiple mirror entries in *site.conf* (specifically, an early failure for one of the mirrors, e.g. during DNS resolution, followed by a successful upgrade from a different mirror triggers the issue).

This is a regression in Gluon 2018.1.

- Fix next-node ARP issue (#1488)

A routing table issue led to ARP requests being sent from the next-node IPv4 address, but with a node-specific source MAC address. This could make the next-node IPv4 address unreachable.

This is a regression in Gluon 2018.1.

- Fix build on hosts with glibc 2.28

Fixed by various tool upgrades in LEDE (*bison*, *e2fsutils*, ...)

### 66.2 Other changes

- Linux kernel has been updated to v4.4.148

### 66.3 Known issues

- Default TX power on many Ubiquiti devices is too high, correct offsets are unknown (#94)

Reducing the TX power in the Advanced Settings is recommended.

- The MAC address of the WAN interface is modified even when Mesh-on-WAN is disabled (#496)

This may lead to issues in environments where a fixed MAC address is expected (like VMware when promiscuous mode is disallowed).

- Inconsistent respondd API (#522)

The current API is inconsistent and will be replaced eventually. The old API will still be supported for a while.

- Frequent reboots due to out-of-memory or high load due to memory pressure on weak hardware specially in larger meshes (#1243)

Optimizations in Gluon 2018.1 have significantly improved memory usage. There are still known bugs leading to unreasonably high load that we hope to solve in future releases.

### 67.1 Important notes

This version changes the flash partition layout on some devices (TP-Link CPE/WBS 210/510). To avoid upgrade failures, make sure to upgrade to Gluon 2017.1.8 or the latest Gluon 2016.2.x (unreleased) before installing Gluon 2018.1.

Some of the following paragraphs describe so-called “feature flags”. This new concept is explained in *Feature flags*.

### 67.2 Added hardware support

#### 67.2.1 ar71xx-generic

- ALFA NETWORK
  - AP121F
- AVM
  - FRITZ!Box 4020
- OpenMesh
  - A40
  - A60
  - OM2P v4
  - OM2P-HS v4
- TP-Link
  - Archer C59 v1<sup>2</sup>

---

<sup>2</sup> Device or target does not support AP+IBSS mode: This device or target will not be built when `GLUON_WLAN_MESH` is set to `ibss`.

- CPE210 v2

### 67.2.2 ar71xx-nand

- ZyXEL
  - NBG6716

### 67.2.3 ar71xx-tiny

- TP-Link
  - TL-WA901ND v5

### 67.2.4 ipq806x<sup>12</sup>

- TP-Link
  - Archer C2600

### 67.2.5 ramips-mt7620<sup>12</sup>

- GL Innovations
  - GL-MT300A
  - GL-MT300N
  - GL-MT750

### 67.2.6 ramips-mt7628<sup>12</sup>

- VoCore
  - VoCore 2

### 67.2.7 ramips-rt305x<sup>12</sup>

- A5
  - V11
- D-Link
  - DIR615 (D1, D2, D3, D4, H1)
- VoCore
  - VoCore (8MB, 16MB)

---

<sup>1</sup> New target

## 67.2.8 sunxi<sup>1</sup>

- LeMaker/SinoVoip
  - Banana Pi (M1)

## 67.3 New features

### 67.3.1 Multidomain support

When mesh networks grow too large, it becomes necessary to split them into multiple independent mesh domains to allow the meshes to work with reasonable performance. Formerly, the only way to achieve this with Gluon was to build a separate set of firmware images for each domain.

With Gluon 2018.1, multidomain firmwares can be used to achieve the same, using only a single site configuration that is basis for several different domain-specific configurations. The feature is explained in detail in *Multidomain Support*.

### 67.3.2 Wired mesh encapsulation

Gluon now supports encapsulating wired mesh traffic (Mesh on LAN/WAN) in VXLAN. See *Wired mesh (Mesh-on-WAN/LAN)* for details on this feature.

### 67.3.3 Router advertisement filtering

Similar to the builtin `batman-adv` gateway feature for IPv4, the `gluon-radv-filterd` package (`radv-filterd` feature flag) allows to filter IPv6 router advertisements received from the mesh so that only the RAs with the best routing metric (TQ) reach the clients, ensuring that the “best” (topologically closest) gateway is chosen as the IPv6 default route, thereby reducing gateway crosstalk.

At the moment, this feature only filters RAs forwarded to clients; the RAs handled on the nodes themselves will be unfiltered, so the nodes will still use arbitrary default gateways.

### 67.3.4 IGMP/MLD segmentation

The IGMP/MLD segmentation feature previously provided by the `gluon-ebttables-segment-mld` package has been extended and moved into the Gluon core; it does not exist as a separate package anymore.

Filtering IGMP/MLD queries directed towards the mesh ensures that each node becomes the multicast querier for its own clients (unless there are other multicast-aware switches connected to the node), rather than electing a single, basically arbitrary node in the mesh to become the querier. Overall, this should significantly improve the reliability of multicast in the mesh. This is especially important for IPv6, as the IPv6 Neighbour Discovery Protocol (NDP) is based on local multicast.

See also the documentation of the *site.conf mesh section*.

### 67.3.5 gluon-ebttables-limit-arp

The `gluon-ebttables-limit-arp` (`ebttables-limit-arp` feature flag) package adds filters to limit the rate of ARP requests client devices are allowed to send into the mesh.

Certain client applications are known to generate a significant amount of such ARP requests and are reportedly becoming more and more common. Without this package, such clients are one known cause for mesh wide load and congestion problems (see also the *Known issues* section below).

Because of this package's implementation, which relies on frequent dynamic updates - something ebttables does not perform well at - it is not included by default, as it can cause unnecessary load. Feedback, especially with a close look on load and congestion on nodes with a large number of changing client devices, is very much welcome. Depending on the feedback, we might enable this feature by default in a future release.

### 67.3.6 Public key in resppdd data (optional)

If desired, the fastd public key of a node can be included in the resppdd nodeinfo data, facilitating the correlations of VPN peers and nodes. As the VPN key is transmitted unencrypted in the fastd handshake, this would theoretically allow an ISP to determine which nodes are operated behind which internet line. Therefore, this feature must be enabled explicitly by setting *mesh\_vpn.pubkey\_privacy* to `false` in *site.conf*.

### 67.3.7 B.A.T.M.A.N. V (experimental)

When using batman-adv compat 15, it is now possible to switch to the new routing algorithm B.A.T.M.A.N. V (while the old algorithm is called B.A.T.M.A.N. IV) by setting *mesh.batman\_adv.routing\_algo* to "BATMAN\_V". Note that the new routing algorithm is not backwards-compatible, so nodes using different algorithms can not interoperate.

## 67.4 Site changes

### 67.4.1 site.mk

- Due to improved package dependency handling, the packages *gluon-config-mode-core* and *gluon-setup-mode* do not need to be listed explicitly in *site.mk* anymore; they will be pulled in implicitly.
- Including the *ebttables-limit-arp* feature flag is recommended. Please note the abovementioned caveats on this feature.
- We recommend to use *GLUON\_FEATURES* for all Gluon packages, and rely on *GLUON\_SITE\_PACKAGES* for non-Gluon (OpenWrt) packages only, as explained in *Feature flags*.
- The *GLUON\_ATH10K\_MESH* variable was renamed to *GLUON\_WLAN\_MESH*.

### 67.4.2 site.conf

When updating a site configuration from Gluon 2017.1.x, the following changes must be made:

- `domain_seed = 'xx',`

These 32 bytes of random data (encoded in hexadecimal) are used to seed a number of site/domain specific random values that must be the same on all nodes of the same mesh, but different for different meshes. The following command can be used to generate such a random value:

```
echo $(hexdump -v -n 32 -e '1/1 "%02x"' </dev/urandom)
```

In multidomain setups, repeat this command for each domain.

At this time, only the VXLAN ID for wired meshing is derived from the domain seed.



```

• mesh = {
  vxlan = true, -- or false
  -- ...
},

```

In single domain setups, the new *mesh.vxlan* option is mandatory. It should be set to *true* in new meshes; existing setups should set it to *false* to retain compatibility with older versions of Gluon.

In multidomain setups, *mesh.vxlan* defaults to *true* and does not need to be set explicitly. It can still be set to *false* for individual domains that should allow wired meshing with existing setups, which is also useful for migrating an existing mesh to a multidomain-capable firmware.

- Password change form

The password change form in the “Advanced settings” is not shown by default anymore, as SSH keys are the recommended means of authentication. It is still possible to set a password via SSH while in config mode.

Set

```

config_mode = {
  remote_login = {
    show_password_form = true,
    -- ...
  },
  -- ...
},

```

to restore the old behaviour.

When shown, the password form requires a minimum password length of 12 characters now. This requirement can be modified using the *config\_mode.remote\_login.min\_password\_length* setting.

- Next-node hostnames

The builtin DNS resolver of Gluon can be configured to resolve a next-node hostname to the next-node IP address without querying an upstream DNS server. Since Gluon v2018.1, multiple names can be specified. Old configurations setting *next\_node.name* to a string must be updated to provide an array of strings instead:

```

next_node = {
  name = { 'nextnode.location.community.example.org' },
  -- ...
},

```

### 67.4.3 i18n

It is now possible to override a few labels and descriptions in the configuration wizard. The available message IDs are listed in *Config mode texts*.

These new i18n strings are optional; leaving them empty or unset will retain the default texts.

## 67.5 Internals

### 67.5.1 Status page rewrite

The status page has been rewritten to simplify the code and reduce its size. Rather than having a static frontend and retrieving all information via JavaScript, all static information in the status page is now generated on the node, and

JavaScript is only used for dynamic data.

Many status page API endpoints have been removed; for all remaining endpoints, CORS (Cross-Origin Resource Sharing) has been disabled, as it led to a privacy issues: malicious websites could access the API via cross-site scripting, determining which node a user was connected to.

The removal of CORS breaks compatibility with the node switching feature of the old status page implementation: In the new status page, switching to another node will reload the whole status page from the target node, while the old implementation would only switch to another backend host. While this will facilitate future updates, as frontend and backend always come from the same node and no stable API needs to be maintained, it prevents switching from the old status page to nodes running the new version.

To achieve all this, the status page was ported to the gluon-web framework. The new status page also makes use of Gluon's usual i18n facilities now. In addition, the gluon-web-model package was split out of the gluon-web core package, as model support is only required for config mode packages, but not for the new status page.

## 67.5.2 i18n namespaces

In earlier version of Gluon, all gluon-web (formerly LuCI) packages shared the same i18n namespace, so independent packages could override each others translations (with an arbitrary translation of the same string “winning”). This issue has been solved by giving each package its own translation namespace, which is defined by the *package* directive in a package's controller. It is still possible to access a different i18n namespace (e.g. gluon-web base or site translations), which is described in *Internationalization support*.

## 67.5.3 Package Makefile cleanup

The Makefiles of the individual Gluon packages have been cleaned up significantly by moving a lot of boilerplate code to *package/gluon.mk*. The new features of *package/gluon.mk* are explained in detail in *Package development*.

## 67.5.4 Site checker

- New JSON/Lua path specification

The old string-based path specifications in site check scripts (e.g. `'autoupdater.branch'`) have been replaced with arrays (`{'autoupdater', 'branch'}`). This will implicitly ensure that *autoupdater* is a table when it exists (simplifying checks for deep structures), and it makes it easier to specify paths with variable components (by referencing a variable as an array element).

- Alternatives

The site check library has gained support for *alternatives*. It is now possible to check if a configuration satisfies one of multiple checks:

```
-- foo can be a boolean or a string!
alternatives(function()
  need_boolean({'foo'})
end, function()
  need_string({'foo'})
end)
```

As many branches (functions) as necessary can be passed to a single *alternatives* call, which will succeed when at least one of the branches succeeds.

## 67.5.5 batman-adv multicast optimizations

After various extra rounds of testing and fixes, the batman-adv (compat 15) multicast optimizations were reenabled: knowledge about potential multicast listeners is gathered and distributed through the mesh again.

This is the next step towards the addition of the actual multicast distribution optimizations, which are being prepared in [#1357](#). When finished, the optimizations will help reduce the remaining Layer-2-specific network overhead, e.g. multicasted ICMPv6 messages.

No behaviour changes are expected yet, as the multicast sender side is still disabled. Once the majority of the mesh network has been updated to Gluon 2018.1, it can be activated on dedicated nodes by including [#1357](#) in the firmware build. Test feedback is very welcome.

## 67.6 Known issues

- Default TX power on many Ubiquiti devices is too high, correct offsets are unknown ([#94](#))

Reducing the TX power in the Advanced Settings is recommended.

- The MAC address of the WAN interface is modified even when Mesh-on-WAN is disabled ([#496](#))

This may lead to issues in environments where a fixed MAC address is expected (like VMware when promiscuous mode is disallowed).

- Inconsistent respondd API ([#522](#))

The current API is inconsistent and will be replaced eventually. The old API will still be supported for a while.

- Frequent reboots due to out-of-memory or high load due to memory pressure on weak hardware specially in larger meshes ([#1243](#))

Optimizations in Gluon 2018.1 have significantly improved memory usage. There are still known bugs leading to unreasonably high load that we hope to solve in future releases.

- Configuration loss on upgrade under certain circumstances ([#1496](#))

The issue can only occur when upgrading from 2018.1 and there are multiple mirror entries in *site.conf* (specifically, an early failure for one of the mirrors, e.g. during DNS resolution, followed by a successful upgrade from a different mirror triggers the issue).

This is a regression in Gluon 2018.1.

- Next-node ARP issue ([#1488](#))

A routing table issue leads to ARP requests being sent from the next-node IPv4 address, but with a node-specific source MAC address. This can make the next-node IPv4 address unreachable.

This is a regression in Gluon 2018.1.



## 68.1 Added hardware support

### 68.1.1 ar71xx-generic

- GL.iNet GL-AR750
- TP-Link Archer C7 v4
- Ubiquiti UniFi AC Mesh

### 68.1.2 ar71xx-tiny

- TP-Link TL-WR940N v6

## 68.2 Bugfixes

- Fix recounting issue in batman-adv leading to hangs on interface restarts (#1258)  
This fix applied to both batman-adv compat 14 (legacy) and 15.
- Various batman-adv bugfixes have been backported ([f5b3c0c3bc7e](#) and [5947ba300e50](#), fixing #1321, #1380, #1382, #1419 and a number of other minor issues)

The listed bugs could lead to high rates of batman-adv management traffic (causing considerable load), trigger warnings about packet checksum failures in certain non-standard interface configurations, and possibly other issues.

## 68.3 Other changes

- Linux kernel has been updated to v4.4.129 (LEDE/81573ea25924)
- The description of the “contact information” field in the configuration wizard has been extended with regard to the EU General Data Protection Regulation (GDPR) (fd355cf0ef7b)

The *mandatory* site option for the contact information field has been removed.

## 68.4 Known issues

- Default TX power on many Ubiquiti devices is too high, correct offsets are unknown (#94)  
Reducing the TX power in the Advanced Settings is recommended.
- The MAC address of the WAN interface is modified even when Mesh-on-WAN is disabled (#496)  
This may lead to issues in environments where a fixed MAC address is expected (like VMware when promiscuous mode is disallowed).
- Inconsistent respondd API (#522)  
The current API is inconsistent and will be replaced eventually. The old API will still be supported for a while.
- Frequent reboots due to out-of-memory on weak hardware in larger meshes (#1243)

### 69.1 Bugfixes

- Fix boot failure on many Ubiquiti devices (#1370)

A kernel update in Gluon 2017.1.6 led to boot failures on Ubiquiti Airmax M2/M5 (NanoStation, Bullet, etc.) if the device had been running AirOS 5.6 before installing Gluon/OpenWrt. The XW hardware revision is unaffected.

While the root cause is a bug in Ubiquiti's bootloader, the issue is mitigated in Gluon 2017.1.7.

### 69.2 Known issues

- Default TX power on many Ubiquiti devices is too high, correct offsets are unknown (#94)  
Reducing the TX power in the Advanced Settings is recommended.
- The MAC address of the WAN interface is modified even when Mesh-on-WAN is disabled (#496)  
This may lead to issues in environments where a fixed MAC address is expected (like VMware when promiscuous mode is disallowed).
- Inconsistent respondd API (#522)  
The current API is inconsistent and will be replaced eventually. The old API will still be supported for a while.
- Frequent reboots due to out-of-memory on weak hardware in larger meshes (#1243)





### 70.1 Bugfixes

- Remove broken DNS cache feature (#1362)

It was found that dnsmasq does not handle all answer records equally. In particular, its cached answers are missing DNSKEY and DS records, breaking DNSSEC validation on clients.

Nodes can still resolve the next-node hostname locally and will continue to work as DNS forwarders. The DNS cache feature may return if dnsmasq is fixed or if we switch to a different resolver.

- Ensure that corefiles are stored in /tmp rather than cluttering the root filesystem (00df8b76e54c)

Nodes upgrades from Gluon v2016.2.x or earlier did not set kernel.core\_pattern correctly, leading to corefiles being stored in the current directory (usually / for system services) in the case of crashes.

This is a regression introduced in Gluon v2017.1.

- Only request a single IPv6 address instead of a prefix on the WAN interface (5db54ba78c3)
- Fix signal graph on status page when there are many neighbours (packages/d1e0b6e0bdae)
- Fix config files managed by opkg not being saved on sysupgrades on ar71xx-tiny (LEDE/17c0362178ca, LEDE/75be005e8bdc)
- Fix kernel crash in batman-adv-14 (#1358)

Starting with Gluon v2017.1, respondd could trigger a kernel crash caused by a use-after-free in batman-adv-14, in particular after a gateway disappeared.

batman-adv-15 is not affected.

- Increase bridge multicast querier timeout (“robustness”) to avoid “querier appeared/disappeared” log spam by batman-adv in the presence of an external querier (e305a8c01917)
- Fix “broken pipe” log spam caused by the status page (883c32f2f1dc)
- Reduce memory limit of WLAN packet queues to 256KB on devices with small RAM (e63c6ca01f50)

Will hopefully make out-of-memory crashes in busy meshes less likely.

- Improve image validation for TP-Link CPE/WBS 210/510 and make it ready for future images (LEDE/6577fe2198f5)

Future OpenWrt/Gluon images will move the image metadata (“support-list”) of the CPE/WBS 210/510 images to a different offset. Make sysupgrade ready to allow installing such images.

This change was also backported to Gluon v2016.2.x to allow direct updates to future Gluon master versions without installing v2017.1.x first.

- Sporadic segfaults of busybox (ash) when running shell scripts on ar71xx have disappeared with the latest updates (#1157)

## 70.2 Known issues

- Default TX power on many Ubiquiti devices is too high, correct offsets are unknown (#94)

Reducing the TX power in the Advanced Settings is recommended.

- The MAC address of the WAN interface is modified even when Mesh-on-WAN is disabled (#496)

This may lead to issues in environments where a fixed MAC address is expected (like VMware when promiscuous mode is disallowed).

- Inconsistent respondd API (#522)

The current API is inconsistent and will be replaced eventually. The old API will still be supported for a while.

- Frequent reboots due to out-of-memory on weak hardware in larger meshes (#1243)

## 71.1 Added hardware support

### 71.1.1 ar71xx-generic

- TP-Link TL-WR1043N v5

### 71.1.2 ramips-mt7621

- Ubiquiti EdgeRouter-X
- Ubiquiti EdgeRouter-X SFP

## 71.2 Bugfixes

- Fix build with empty `site/modules` (#1262)
- Fix Ethernet stalls at high throughput on certain devices (#1101)
- Update Tunneidigger to support connections with servers running newer kernel versions (9ed6ff752eb7)
- Fix batman-adv Bridge Loop Avoidance (BLA) with *gluon-ebtables-filter-multicast* (#1198)

## 71.3 Known issues

- Default TX power on many Ubiquiti devices is too high, correct offsets are unknown (#94)  
Reducing the TX power in the Advanced Settings is recommended.

- The MAC address of the WAN interface is modified even when Mesh-on-WAN is disabled (#496)

This may lead to issues in environments where a fixed MAC address is expected (like VMware when promiscuous mode is disallowed).

- Inconsistent respondd API (#522)

The current API is inconsistent and will be replaced eventually. The old API will still be supported for a while.

- Sporadic segfaults of busybox (ash) when running shell scripts on ar71xx (#1157)

The workaround added in Gluon v2017.1.1 has greatly reduced the frequency of segfaults, but it did not make them disappear completely.

- Frequent reboots due to out-of-memory on weak hardware in larger meshes (#1243)

## 72.1 Added hardware support

### 72.1.1 ar71xx-generic

- GL Innovations GL-AR300M

## 72.2 Bugfixes

- LEDE has been updated to the latest stable commit, including various fixes for the kernel (including security updates), and making opkg work again. This also includes fixes for the KRACK issue (which is irrelevant for most Gluon deployments, as Gluon nodes are rarely used as WLAN clients) ([b62af904bbfd](#), [ba56b41ddaf6](#), [ad0824136e5b](#), [017fbe88bb8a](#))
- Fix DNS resolution for mesh VPN (fastd / tunneldigger) on ARM-based targets (#1245)
- Fix a build issue in *kmod-jool* ([06842728233a](#))
- Fix enabling/disabling PoE Passthrough in *site.conf* or in the advanced settings ([7268e49a301f](#), [7c2636d28264](#))

## 72.3 Known issues

- Default TX power on many Ubiquiti devices is too high, correct offsets are unknown (#94)

Reducing the TX power in the Advanced Settings is recommended.

- The MAC address of the WAN interface is modified even when Mesh-on-WAN is disabled (#496)

This may lead to issues in environments where a fixed MAC address is expected (like VMware when promiscuous mode is disallowed).

- Inconsistent respondd API (#522)

The current API is inconsistent and will be replaced eventually. The old API will still be supported for a while.

- Sporadic segfaults of busybox (ash) when running shell scripts on ar71xx (#1157)

The workaround added in Gluon v2017.1.1 has greatly reduced the frequency of segfaults, but it did not make them disappear completely.

The LEDE base of Gluon has been updated to v17.01.3, including various updates, stability improvements and security fixes. This includes some critical fixes to core packages like dnsmasq (see below for details); upgrading all Gluon nodes to v2017.1.3 is highly recommended.

### 73.1 Bugfixes

- dnsmasq has been upgraded to v2.78, fixing CVE-2017-13704, CVE-2017-14491, CVE-2017-14492, CVE-2017-14493, CVE-2017-14494, 2017-CVE-14495 and 2017-CVE-14496

While many of the most severe (remote code execution) vulnerabilities are in the DHCP component of dnsmasq, which is not active on a Gluon node unless in Config Mode, CVE-2017-14491 does affect us. An attacker can cause memory corruption and possibly remote code execution by deploying a malicious DNS server and tricking a node into querying this server.

- The Linux kernel has been upgraded to v4.4.89
- Multiple security issues have been fixed in packages that are not usually part of the Gluon build, including tcpdump, curl and mbedtls

Please refer to the [LEDE commit log](#) for details.

- Filtering of multicast packets between the mesh and the *local-node* interface has been fixed (#1230)

This issue was causing gluon-radvd to send a router advertisement to the local clients whenever a router solicitation from the mesh was received. In busy meshes, it would continuously send router advertisements every 3 seconds.

- Reject autoupdater mirror URLs not starting with `http://` during build (9ab93992d1fc)
- Fix MAC addresses on TP-Link TL-WR1043ND v4 when installing Gluon over newer stock firmwares (#1223)

## 73.2 Known issues

- Default TX power on many Ubiquiti devices is too high, correct offsets are unknown (#94)  
Reducing the TX power in the Advanced Settings is recommended.
- The MAC address of the WAN interface is modified even when Mesh-on-WAN is disabled (#496)  
This may lead to issues in environments where a fixed MAC address is expected (like VMware when promiscuous mode is disallowed).
- Inconsistent respondd API (#522)  
The current API is inconsistent and will be replaced eventually. The old API will still be supported for a while.
- Sporadic segfaults of busybox (ash) when running shell scripts on ar71xx (#1157)  
The workaround added in Gluon v2017.1.1 has greatly reduced the frequency of segfaults, but did not make them disappear completely.



## 74.1 New features

- Preserve *gw\_mode* on sysupgrades (#1196)

When a Gluon node is used as uplink (for example by connecting it to a router with a DHCP server directly, instead of using non-Gluon servers for the internet uplink), the *gw\_mode* must be set to *server* on that node. The changed *gw\_mode* is now preserved on upgrades.

- Allow configuring the batman-adv routing algorithm (*BATMAN IV* or *BATMAN V*) in *site.conf* (#1185)

*BATMAN V* still hasn't received extensive testing (and is incompatible with *BATMAN IV*). This new option allows to set up *BATMAN V*-based test meshes. If unset, the routing algorithm will default to *BATMAN IV*.

Configuration:

```
mesh = {
  batman_adv = {
    routing_algo = 'BATMAN_V'
  }
}
```

- New *show-release* Make target

The command `make show-release` can be used to print the release number defined by *GLUON\_RELEASE* to the standard output. This can be useful for build scripts when a `$(shell ...)` expression is used in *site.mk* to generate the release number.

## 74.2 Bugfixes

- The image build code used for some devices has been fixed, solving multiple issues (#1193)

Problems caused by this issue include:

- sysupgrade rejecting Allnet images

- OpenMesh devices losing their configuration on upgrades

This is a regression introduced in Gluon v2017.1.

- Improve sysupgrade error handling (#1160)

If for some reason processes don't react to SIGKILL (usually because of a kernel bug), a node could hang forever in sysupgrade, requiring a power cycle. This has been fixed, triggering a reboot instead.

- Also display *gluon-config-mode:novpn* message when Tunneledigger is installed, but disabled (#1172)

It was only displayed on nodes with fastd before.

- Fix migration of enabled/disabled state between fastd and Tunneledigger (#1187)

## 74.3 Known issues

- Default TX power on many Ubiquiti devices is too high, correct offsets are unknown (#94)

Reducing the TX power in the Advanced Settings is recommended.

- The MAC address of the WAN interface is modified even when Mesh-on-WAN is disabled (#496)

This may lead to issues in environments where a fixed MAC address is expected (like VMware when promiscuous mode is disallowed).

- Inconsistent respondd API (#522)

The current API is inconsistent and will be replaced eventually. The old API will still be supported for a while.

- Sporadic segfaults of busybox (ash) when running shell scripts on ar71xx (#1157)

The workaround added in Gluon v2017.1.1 has greatly reduced the frequency of segfaults, but did not make them disappear completely.

### 75.1 Bugfixes

- The autoupdater manifest has been extended to allow automatic upgrades from old *x86-kvm* and *x86-xen\_domu* systems to the new *x86-generic* image (869ceb4)
- Make flash writable again on Ubiquiti PicoStations with certain bootloader versions (and possibly other devices) (9a787c9)

Units affected by this issue running Gluon v2017.1 can't leave config mode and no regular sysupgrades are possible. TFTP recovery is necessary to make them work again.

- Add workaround to prevent sporadic segfaults of busybox (ash) when running shell scripts on ar71xx (#1157)
- Disable batman-adv multicast optimizations to work around issue causing large amounts of management traffic (819758f)

Multicast optimizations will be enabled again when a proper fix is available.

### 75.2 Known issues

- Default TX power on many Ubiquiti devices is too high, correct offsets are unknown (#94)

Reducing the TX power in the Advanced Settings is recommended.

- The MAC address of the WAN interface is modified even when Mesh-on-WAN is disabled (#496)

This may lead to issues in environments where a fixed MAC address is expected (like VMware when promiscuous mode is disallowed).

- Inconsistent respondd API (#522)

The current API is inconsistent and will be replaced eventually. The old API will still be supported for a while.



## 76.1 General changes

Gluon 2017.1 is the first release of Gluon based on the LEDE 17.01 branch. The kernel has been updated from 3.18.x to 4.4.x.

We've used the opportunity to greatly simplify the Gluon build system, removing many hacks that were required to make the build work with older OpenWrt releases.

The *output/modules* directory is now called *output/packages* and provides a replacement for the whole repository with target-specific packages of LEDE (in contrast to packages that are common for all targets of the same architecture). Another change to the build system makes it necessary that the same *GLUON\_RELEASE* value that is used to build the images is also set for `make manifest`.

GCC 4.8 or newer is now required to build Gluon.

**Note: There is an issue in all Gluon versions before 2016.2.6 that will lead to x86 systems losing their configuration when upgrading to Gluon 2017.1!** Older Gluon versions should be upgraded to 2016.2.6 first before switching to 2017.1.

Another potential issue mostly affects virtual machines: Gluon 2017.1 images are bigger than 2016.2.x images on x86. If your virtual harddisk is based on a 2016.2.x image, it must be resized to 273MB or bigger before upgrading to Gluon 2017.1. Using `qemu`, the command

```
qemu-img resize $IMAGE 273MB
```

can be used to do this.

## 76.2 Added hardware support

### 76.2.1 ar71xx-generic

- TP-Link

- RE450
- WBS210 v1.20
- WBS510 v1.20
- Ubiquiti
  - AirGateway LR
  - AirGateway PRO
  - Rocket M2/M5 Ti
  - UniFi AP LR

## 76.2.2 ar71xx-tiny

The new *ar71xx-tiny* target has split out of *ar71xx-generic*; all *ar71xx-generic* devices with only 4MB of flash have been moved to this target.

In contrast to *ar71xx-generic*, *ar71xx-tiny* **does not support opkg anymore** to save some space.

- TP-Link
  - TL-WA730RE v1
  - TL-WA7210N v2

## 76.2.3 x86-generic

The *x86-kvm* and *x86-xen\_domu* targets have been removed; the *x86-generic* images now support these use cases as well, so no separate targets are needed anymore.

## 76.2.4 x86-geode

The new *x86-geode* target for hardware based on Geode CPUs has been added.

## 76.3 New features

- Localization support has been added to the status page. In addition to German, there are English and Russian translations now (#1044)
- Add support for making nodes a DNS cache for clients (#1000)
- Add L2TP via tunneldigger as an alternative VPN system (#978)

L2TP will usually give better performance than fastd as it runs in kernel space, but it does not provide encryption. Also, tunneling over IPv6 is currently unsupported by tunneldigger.

It is not possible to include both fastd and tunneldigger in the same firmware.

- Add source filter package (#1015)

The new package *gluon-ebtables-source-filter* can be used to prevent traffic using unexpected IP addresses or packet types from entering the mesh.

See also: *gluon-ebtables-source-filter*

## 76.4 Bugfixes

- Disabling batman-adv on an interface (for example when an Ethernet link is lost or before sysupgrades) could lead to a kernel crash in certain configurations (#680)
- A race condition in the network setup scripts could lead to incomplete setup during boot or when interfaces were added or removed from batman-adv after Ethernet link changes (#905)

The fix also solved the long-standing issue of Ethernet-only nodes (i.e. no WLAN or VPN mesh) not booting up correctly without an Ethernet mesh link.

- Some fixes in the WLAN stack of LEDE have improved the stability of the ath9k driver (#605)

## 76.5 Site changes

### 76.5.1 site.mk

- The *gluon-legacy* package does not exist anymore
- All *gluon-luci-* packages have been renamed to *gluon-web-*; *gluon-luci-portconfig* is now called *gluon-web-network*
- The *gluon-next-node* package has been merged into the Gluon core and must not be specified in *site.mk* anymore

### 76.5.2 site.conf

- The *fastd\_mesh\_vpn* configuration section has been restructured to allow sharing more options with *tunneldigger*. Instead of

```
fastd_mesh_vpn = {
    mtu = 1280,
    configurable = true,
    methods = {'salsa2012+umac'},
    groups = { ... },
    bandwidth_limit = { ... },
}
```

the configuration must look like this now:

```
mesh_vpn = {
    mtu = 1280,
    fastd = {
        configurable = true,
        methods = {'salsa2012+umac'},
        groups = { ... },
    }
    bandwidth_limit = { ... },
}
```

- The *opkg.openwrt* option has been renamed to *opkg.lede*

### 76.5.3 i18n

- The *escape* function has been removed as it was duplicating the existing *pcdata* function. All uses of *escape* in i18n templates must be changed to use *pcdata* instead.
- The *gluon-config-mode:altitude-label* and *gluon-config-mode:altitude-help* translation IDs have been added to allow adjusting the texts for different kinds of altitudes that might be expected.
- The optional *gluon-config-mode:novpn* label has been added, which will be shown in place of *gluon-config-mode:pubkey* when mesh VPN is disabled.

## 76.6 Internals

- The LuCI base libraries have been replaced by a stripped-down version called “gluon-web” (#1007)  
Custom packages will need to be adjusted; in particular, all uses of *luci.model.uci* need to be replaced with *simple-uci*. The Gluon documentation explains the most important changes required to migrate from LuCI to gluon-web.
- respondd now listens on `ff05::2:1001` in addition to `ff02::2:1001` for mesh-wide operation (#984)  
Eventually, `ff02::2:1001` will be available for exchanging information between neighbouring nodes only; map servers should be moved to `ff05::2:1001`.
- batman-adv has been updated to version 2017.1
- Directly running make commands in the *lede* directory is supported now. Consequently, build targets like `target/linux/clean` and `package/NAME/compile` can't be used in the Gluon repository root anymore.  
The command `make config` will set up the LEDE *.config* in the way a normal Gluon build would, so it's possible to build individual packages for testing and development afterwards.
- Target definitions have been migrated from a Make-based format to a simpler shell-based DSL
- Gluon does not pass any custom variables into the LEDE build anymore, so things like *GLUONDIR*, *GLUON\_VERSION*, or *GLUON\_SITEDIR* aren't available to package Makefiles in Gluon 2017.1.  
Instead of `$(GLUONDIR)/package.mk`, `$(TOPDIR)/../package/gluon.mk` must be included in custom packages now.

## 76.7 Known issues

- Default TX power on many Ubiquiti devices is too high, correct offsets are unknown (#94)  
Reducing the TX power in the Advanced Settings is recommended.
- The MAC address of the WAN interface is modified even when Mesh-on-WAN is disabled (#496)  
This may lead to issues in environments where a fixed MAC address is expected (like VMware when promiscuous mode is disallowed).
- Inconsistent respondd API (#522)  
The current API is inconsistent and will be replaced eventually. The old API will still be supported for a while.



This release only fixes a single regression introduced in Gluon v2016.2.6, and add support for building using Perl 5.26.

### 77.1 Bugfixes

- Improve sysupgrade error handling (#1160)

If for some reason processes don't react to SIGKILL (usually because of a kernel bug), a node could hang forever in sysupgrade, requiring a power cycle. This has been fixed, triggering a reboot instead.

- Backport fixes to support building with Perl 5.26 or newer (76753ed)

### 77.2 Known Issues

- Default TX power on many Ubiquiti devices is too high, correct offsets are unknown (#94)

Reducing the TX power in the Advanced Settings is recommended.

- The MAC address of the WAN interface is modified even when Mesh-on-WAN is disabled (#496)

This may lead to issues in environments where a fixed MAC address is expected (like VMware when promiscuous mode is disallowed).

- Inconsistent respondd API (#522)

The current API is inconsistent and will be replaced eventually. The old API will still be supported for a while.



## 78.1 Added hardware support

### 78.1.1 ar71xx-generic

- TP-Link TL-WR841N/ND v12

## 78.2 Bugfixes

- Fix [CVE-2016-10229 \(#1097\)](#)

Fortunately, the standard Gluon setup is not vulnerable, as the issue only affects applications that use MSG\_PEEK on UDP sockets. dnsmasq does use MSG\_PEEK, but only in the DHCP component, which is not enabled during normal node operation.

- Fix roaming issue affecting communication between clients ([#1121](#))

This issue affects all previous releases of Gluon v2016.2.x.

- Fix build against OpenSSL 1.1 ([b6a22ce](#))
- Fix build with long path names ([#1120](#))
- Use new staged sysupgrade procedure ([d4a69c0](#))

The new sysupgrade fixes an issue affecting x86, causing nodes to lose their configuration on upgrade when the size of the kernel partition grows. This is the case when upgrading from Gluon v2016.2.x to newer (LEDE-based) Gluon versions. **This means that a Gluon node running an older version must be upgraded to Gluon v2016.2.6 first before switching to a LEDE-based version!**

One downside of the staged sysupgrade is that all processes, including the SSH server, will be terminated at the start of the sysupgrade to allow unmounting the root filesystem. This makes it impossible to get any feedback from the upgrade process without a serial console.

## 78.3 Known Issues

- Default TX power on many Ubiquiti devices is too high, correct offsets are unknown (#94)

Reducing the TX power in the Advanced Settings is recommended.

- The MAC address of the WAN interface is modified even when Mesh-on-WAN is disabled (#496)

This may lead to issues in environments where a fixed MAC address is expected (like VMware when promiscuous mode is disallowed).

- Inconsistent respondd API (#522)

The current API is inconsistent and will be replaced eventually. The old API will still be supported for a while.

This version contains only a single bugfix for a regression introduced in Gluon v2016.2.4. As the regression affects batman-adv compat 15 only, firmwares using the compat 14 legacy version don't need to be updated.

### 79.1 Bugfixes

- Fix kernel crash with batman-adv compat 15 ([d452a7c](#))

An incorrect backport of a fix for a very improbable kernel crash caused a much more frequent kernel crash. The backport has been fixed.

This bug a regression in Gluon v2016.2.4.

### 79.2 Known Issues

- x86 sysupgrade (sometimes) loses config when kernel partition grows ([#1010](#))

This issue affects upgrades from v2016.2.x and older to the Gluon master only, we hope to fix it before the next major release.

- Default TX power on many Ubiquiti devices is too high, correct offsets are unknown ([#94](#))

Reducing the TX power in the Advanced Settings is recommended.

- The MAC address of the WAN interface is modified even when Mesh-on-WAN is disabled ([#496](#))

This may lead to issues in environments where a fixed MAC address is expected (like VMware when promiscuous mode is disallowed).

- Inconsistent respondd API ([#522](#))

The current API is inconsistent and will be replaced eventually. The old API will still be supported for a while.



### 80.1 Bugfixes

- Fix batman-adv (compat 15) not being able to transmit packages of specific sizes ([b7eeef9](#))

We suspect that this issue was also the reason for the autoupdater/wget hangs observed by many communities. Non-Gluon nodes like gateways should be updated to batman-adv 2017.0.1 to get the fix.

- Fix build after ftp.all.kernel.org discontinuation ([#1059](#))
- Fix high load because of frequent calls of the respondd initscript ([9a0aeb9](#))

The respondd restart triggers added in v2016.2.3 ran a significant portion of the respondd initscript for each router advertisement received. This was fixed by a backport of a netifd patch.

- x86 sysupgrade fixes ([41fd50d](#), [ad37e2b](#))

This fixes sysupgrade on mmcblk and similar devices.

### 80.2 Other changes

- The manifest generator has been extended to generate SHA256 checksums in addition to SHA512 ones ([f9d59be](#))

We have recently switched the autoupdater to SHA256 in the Gluon master to avoid mixing two different lengths of hashes for no good reason. This makes the manifests of Gluon v2016.2.x compatible with the new autoupdater so it doesn't prevent backports or downgrades.

**Note:** Downgrades of major Gluon versions are generally unsupported and will often lead to broken configurations.

## 80.3 Known Issues

- x86 sysupgrade (sometimes) loses config when kernel partition grows (#1010)

This issue affects upgrades from v2016.2.x and older to the Gluon master only, we hope to fix it before the next major release.

- Default TX power on many Ubiquiti devices is too high, correct offsets are unknown (#94)

Reducing the TX power in the Advanced Settings is recommended.

- The MAC address of the WAN interface is modified even when Mesh-on-WAN is disabled (#496)

This may lead to issues in environments where a fixed MAC address is expected (like VMware when promiscuous mode is disallowed).

- Inconsistent respondd API (#522)

The current API is inconsistent and will be replaced eventually. The old API will still be supported for a while.



## 81.1 Added hardware support

### 81.1.1 ar71xx-generic

- TP-Link TL-WR940N v4
- TP-Link TL-WR1043ND v4

## 81.2 Removed hardware support

Support for Meraki devices (MR12/16/62/66) has been removed for now because of severe problems (all devices were using the same MAC addresses). Support will return when the issues have been fixed.

## 81.3 Bugfixes

- Automatically restart respondd on failure (#863)

There have been many reports of respondd processes disappearing; the exact cause is unclear, but might be related to the batman-adv debugfs interface and/or out-of-memory conditions.

A new respondd initscript uses procd to automatically restart respondd when it dies.

- Make autoupdater timeouts more robust (#987)

It was reported that wget processes sometimes hang indefinitely during the autoupdater manifest download. The autoupdater has been improved to ensure that wget can always be interrupted after a timeout.

This issue, together with the recent addition of lock files to ensure that only one instance of the autoupdater can run at a time, had caused the autoupdater to be blocked completely by hanging processes in some cases (till a node was rebooted).

- Fix regulation domain switching in ath10k (#1001)  
Prevents use of too high transmission power in some cases.
- Ensure that *prefix6* in *site.conf* is always a /64 prefix (6b62e2f)  
Other prefix lengths were never supported and don't make sense in many places the prefix is used. Ensure that such configurations will not pass validation.

## 81.4 Known Issues

- Default TX power on many Ubiquiti devices is too high, correct offsets are unknown (#94)  
Reducing the TX power in the Advanced Settings is recommended.
- The MAC address of the WAN interface is modified even when Mesh-on-WAN is disabled (#496)  
This may lead to issues in environments where a fixed MAC address is expected (like VMware when promiscuous mode is disallowed).
- Inconsistent *respondd* API (#522)  
The current API is inconsistent and will be replaced eventually. The old API will still be supported for a while.

## 82.1 Added hardware support

### 82.1.1 ar71xx-generic

- TP-Link
  - CPE210/510 EU/US versions
  - TL-WA801N/ND v3
  - TL-WR841ND v11 EU/US versions

## 82.2 Bugfixes

- Fix boot on certain QCA955x-based devices (e.g. OpenMesh OM5P AC v2) (#965)

This issue was a regression in Gluon v2016.2.1.
- Build: Fix git downloads from git.kernel.org on Debian Wheezy (#919)

We've switched back from HTTPS to the git protocol for now to avoid using the old GnuTLS version of Debian Wheezy which can't establish a HTTPS connection with git.kernel.org anymore.

This issue was a regression in Gluon v2016.2.
- Fix RX filter of Ubiquiti UAP Outdoor+ (d43147a8e03d)

This issue was a regression in Gluon v2016.2.
- Fix switched WAN/LAN interface assignment on CPE210 (59deb2064d54)

This issue was a regression in Gluon v2016.2.
- Significantly reduce CPU load used by signal strength LEDs (#897)
- Fix ethernet port of the Ubiquiti UAP AC Lite (#911)

- Build: Don't use host `/tmp` directory (f9072a36411b)  
Fixes build when `/tmp` is mounted with `noexec`.
- Fix mesh interface type respond/alfred announcements when using VLANs over IBSS (#941)
- Fix next-node ebttables rules without `next_node.ip4` (9dbe9f785d2b)  
Gluon v2016.2 added support for using the next-node feature without specifying an IPv4 address. Some scripts had not been adjusted, making the next-node unreliable when no IPv4 address was specified.

## 82.3 Other changes

- x86-generic and x86-64 images now have PATA and MMC support to allow using them on various devices that were previously unsupported.
- Clean up opkg postinst scripts up on image generation  
OpenWrt does this by default to save a little space.

## 82.4 Known Issues

- Default TX power on many Ubiquiti devices is too high, correct offsets are unknown (#94)  
Reducing the TX power in the Advanced Settings is recommended.
- The MAC address of the WAN interface is modified even when Mesh-on-WAN is disabled (#496)  
This may lead to issues in environments where a fixed MAC address is expected (like VMware when promiscuous mode is disallowed).
- Inconsistent respond API (#522)  
The current API is inconsistent and will be replaced eventually. The old API will still be supported for a while.

## 83.1 Added hardware support

### 83.1.1 ar71xx-generic

- TP-Link
  - TL-WA901ND v4

## 83.2 Bugfixes

- Make status page work with disabled cookies/local storage (#912)
- Update kernel to 3.18.44

Fixes CVE-2016-5195 and CVE-2016-7117. It is unlikely that these issues pose a threat to usual Gluon setups, but installing additional packages may make a system vulnerable. In any case, updating is highly recommended.

- Downgrade mac80211 to an earlier state

Unfortunately, a mac80211 update that was done shortly before the release of Gluon v2016.2 (that seemed necessary to properly support ath10k devices) had again caused severe ath9k stability issues that remained unreported until v2016.2 was out.

We have now reverted mac80211 to an earlier state that was reported to be very stable (while keeping the ath10k-specific changes); in addition, some patches that were reported to cause connection or performance issues with certain clients have been reverted. While it is still not perfectly stable, it should be at least as good as (and probably better than) the v2016.1.x release series.

## 83.3 Known Issues

- Default TX power on many Ubiquiti devices is too high, correct offsets are unknown (#94)

Reducing the TX power in the Advanced Settings is recommended.

- The MAC address of the WAN interface is modified even when Mesh-on-WAN is disabled (#496)

This may lead to issues in environments where a fixed MAC address is expected (like VMware when promiscuous mode is disallowed).

- Inconsistent respondd API (#522)

The current API is inconsistent and will be replaced eventually. The old API will still be supported for a while.

- Git HTTPS downloads from git.kernel.org fail on Debian Wheezy (#919)

The GnuTLS version on Debian Wheezy is too old and can't establish a connection with git.kernel.org anymore. A newer GnuTLS version is available in wheezy-backports, but as there is no libcurl3-gnutls package linked against the new version, installing the new version has no effect.

## 84.1 Added hardware support

### 84.1.1 ar71xx-generic

- ALFA Network
  - Tube2H
  - N2
  - N5
- Buffalo
  - WZR-HP-G300NH2
- GL Innovations
  - GL-AR150
- OpenMesh
  - MR1750 v1, v2<sup>1</sup>
  - OM2P-HS v3
  - OM5P-AC v1, v2<sup>1</sup>
- TP-Link
  - Archer C5 v1<sup>1</sup>
  - Archer C7 v2<sup>1</sup>
  - TL-WR710N v2.1
  - TL-WR842N/ND v3

---

<sup>1</sup> Device uses the ath10k WLAN driver; no image is built unless `GLUON_ATH10K_MESH` is set as described in *Make variables*

- Ubiquiti
  - UniFi AP AC Lite<sup>1</sup>
  - UniFi AP AC Pro<sup>1</sup>

### 84.1.2 brcm2708-bcm2708

- RaspberryPi 1

### 84.1.3 brcm2708-bcm2709

- RaspberryPi 2

## 84.2 New features

- Many UBNT Airmax XM model names are detected correctly now (e.g., the Loco is no longer displayed as Bullet) (#632)

Also, various new image aliases have been added for these devices.
- batman-adv: mesh\_no\_rebroadcast is now enabled for Mesh-on-WAN/LAN (#652)
- The new UCI option `gluon-core.@wireless[0].preserve_channels` can be used to prevent a changed WLAN channel from being reset on firmware upgrades (#640)
- PoE passthrough can now be configured from `site.conf` and the Advanced Settings on TP-Link CPE 210/510 and Ubiquiti NanoStations (#328)
- The config mode `altitude` field can now be hidden using the `config_mode.geo_location.show_altitude` `site.conf` setting (#693)
- The contact information field in the config mode can be made obligatory using the `config_mode.owner.obligatory` `site.conf` option
- The `node name` setting in the config mode is no longer restricted to valid DNS hostnames, but allows any UTF-8 string (#414)
- Besides the hostname, public key, site config and primary MAC address, the contact information can now be accessed from config mode site texts
- The functions `escape` and `urlescape` for HTML and URL escaping are now available from config mode site texts. They should always be used when including user-provided information like hostnames and contact information in HTML code or URLs.
- Dropbear has been updated to a newer version, enabling new SSH crypto methods and removing some old ones like DSA. This reduces the time needed for the first boot and makes SSH logins faster (#223)
- WLAN basic and supported rate sets have been made configurable, to allow disabling 802.11b rates (#810)
- ath10k-based devices are now supported officially; it's possible to choose between IBSS- and 11s-capable firmwares in `site.mk` (#864)
- The `prefix4` and `next_node.ip4` `site.conf` options are optional now.



## 84.3 Bugfixes

- The stability of the ath9k WLAN driver has been improved significantly (#605)  
mac80211, hostapd and other related drivers and services have been backported from LEDE 42f559e.
- Extremely slow downloads could lead to multiple instances of the autoupdater running concurrently (#582)  
A lockfile is used to prevent this and timeouts have been added to download processes.
- Usage of static DNS servers on the WAN port has been fixed (#886)  
This is a regression introduced in Gluon v2016.1.6.

## 84.4 Other changes

- The “Expert Mode” has been renamed to “Advanced Settings”

## 84.5 Site changes

### 84.5.1 site.mk

If you want to support ath10k-based devices, you should set `GLUON_ATH10K_MESH` and `GLUON_REGION` as described in *Make variables*.

### 84.5.2 i18n

As the hostname field may now contain an arbitrary UTF-8 string, escaping must be added.

Change

```
<%=hostname%>
```

to

```
<%=escape(hostname)%>
```

Inside of URLs, `urlescape` must be used instead of `escape`.

## 84.6 Internals

- Mesh interfaces are now configured in a protocol-independent way in UCI (#870)  
The MAC address assignment of all mesh and WLAN interfaces has been modified to prepare for support of Ralink/Mediatek-based WLAN chips.
- Preparations for supporting the new batman-adv multicast optimizations have been made (#674, #675, #679)
- All Lua code is minified now to save some space

## 84.7 Known Issues

- Default TX power on many Ubiquiti devices is too high, correct offsets are unknown (#94)

Reducing the TX power in the Advanced Settings is recommended.

- The MAC address of the WAN interface is modified even when Mesh-on-WAN is disabled (#496)

This may lead to issues in environments where a fixed MAC address is expected (like VMware when promiscuous mode is disallowed).

- Inconsistent respondd API (#522)

The current API is inconsistent and will be replaced eventually. The old API will still be supported for a while.

## 85.1 Bugfixes

- build: fix nodejs host build on Debian Wheezy (#776)
- build: fix parallel builds with Make 4.2+

Trying to use `-j N` with Make 4.2 would spawn an unlimited number of processes, eventually leading to memory exhaustion.

- build: fix occasional build failure in libpcap package
- build: don't require hexdump for x86 builds (#811)

Trying to build Gluon for x86 on systems without hexdump would silently generate broken images.

- Add support for DNS servers given by their link-local IPv6 address in Router Advertisements (#854)
- ar71xx-generic: correctly setup LNA GPIOs on CPE210/510 (#796)

Improves the reception by about 20dB.

- ar71xx-generic: switch default WAN/LAN assignment on Ubiquiti UAP Pro (#764)

Switch to the usual “PoE is WAN/setup mode, secondary is LAN” scheme. This only affects new installations; the assignment won't be changed on updates unless the configuration is reset.

- ar71xx-generic: fix ath10k memory leak (#690)
- ar71xx-generic: add support for new TP-Link region codes (#860)

TP-Link has started providing US- and EU-specific firmwares for the Archer C7 v2. To generate Gluon images installable from these new firmwares, the `GLUON_REGION` variable must be set to `eu` or `us` in `site.mk` or on the `make` command line (the images will still be installable from all old firmwares without region codes).

## 85.2 Known Issues

- Default TX power on many Ubiquiti devices is too high, correct offsets are unknown (#94)  
Reducing the TX power in the Expert Mode is recommended.
- The MAC address of the WAN interface is modified even when Mesh-on-WAN is disabled (#496)  
This may lead to issues in environments where a fixed MAC address is expected (like VMware when promiscuous mode is disallowed).
- Inconsistent respondd API (#522)  
The current API is inconsistent and will be replaced eventually. The old API will still be supported for a while.

## 86.1 Added hardware support

### 86.1.1 ar71xx-generic

- OpenMesh
- MR600 (v1, v2)
- MR900 (v1, v2)
- OM2P (v1, v2)
- OM2P-HS (v1, v2)
- OM2P-LC
- OM5P
- OM5P-AN
- Ubiquiti
- Rocket M XW
- TP-LINK
- TL-WR841N/ND v11

## 86.2 Bugfixes

- build: fix race condition caused by using certain make targets (like *clean*, *images* or *package/\**) with parallel build options without doing a full build before

- build: fix package dependency issue causing “recursive dependency” warning

This dependency issue could lead to broken configurations and reportedly caused failed builds in some cases when additional (site-specific) packages were used.

- build: Gluon will now build correctly with GCC 6 as host compiler
- Fix configuration of batman-adv when VLANs are used on top of IBSS interfaces (regression due to netifd update in *Gluon 2016.1.4*)
- Add back missing ath10k firmware (regression due to mac80211 update in *Gluon 2016.1.4*)
- Gluon can now be used on all supported Ubiquiti AirMAX devices without downgrading to AirOS 5.5.x before *Gluon 2016.1.1* added support for most Ubiquiti AirMAX devices with AirOS 5.6.x without downgrading AirOS, but left some devices (at least some PicoStations and Bullets) with unwritable flash. This issue has been resolved (#687).
- Add upgrade script to automatically remove whitespace from configured geolocation

The new respondd implementation included in *Gluon 2016.1* is stricter about the number format than the old one and doesn’t accept trailing whitespace (so one or both coordinates are missing from the output).

The Config Mode has been fixed to strip whitespace from numeric fields in new configurations since *Gluon 2016.1.1*. This still left old configurations, which are now fixed by this script.

## 86.3 Known Issues

- Default TX power on many Ubiquiti devices is too high, correct offsets are unknown (#94)

Reducing the TX power in the Expert Mode is recommended.

- The MAC address of the WAN interface is modified even when Mesh-on-WAN is disabled (#496)

This may lead to issues in environments where a fixed MAC address is expected (like VMware when promiscuous mode is disallowed).

- Inconsistent respondd API (#522)

The current API is inconsistent and will be replaced eventually. The old API will still be supported for a while.

## 87.1 Added hardware support

### 87.1.1 ar71xx-generic

- 8devices Carambola 2
- Meraki MR12/MR62/MR16/MR66

## 87.2 Bugfixes

- Major update of all WLAN drivers  
We've taken the unusual step of updating the WLAN drivers (“wireless-backports”) to a much newer version, as it was reported that the new version fixes unstable WLAN seen in many setups
- Build fix: a race condition causing parallel builds to fail has been fixed
- Build fix: the Gluon tree could get into a state in which all commands fail with “Too many levels of symbolic links”
- Build fix: allow building Gluon on systems with certain versions of *dash* as */bin/sh*

## 87.3 Known Issues

- Default TX power on many Ubiquiti devices is too high, correct offsets are unknown (#94)  
Reducing the TX power in the Expert Mode is recommended.
- The MAC address of the WAN interface is modified even when Mesh-on-WAN is disabled (#496)  
This may lead to issues in environments where a fixed MAC address is expected (like VMware when promiscuous mode is disallowed).

- Inconsistent respondd API (#522)

The current API is inconsistent and will be replaced eventually. The old API will still be supported for a while.

- Unwritable flash on some Ubiquiti PicoStations (#687)

Gluon v2016.1.1 added support for Ubiquiti AirMAX devices with AirOS 5.6.x without downgrading AirOS first before flashing Gluon. It was discovered that on Ubiquiti PicoStations, this downgrade is still necessary, as the flash is not correctly unlocked, leaving the device unable to leave Config Mode and making regular sysupgrades impossible.

TFTP recovery can be used in this state to flash a new firmware.



## 88.1 Added hardware support

### 88.1.1 ar71xx-generic

- ALFA Hornet UB / AP121 / AP121U
- TP-Link TL-WA7510N

## 88.2 Bugfixes

- The nondeterministic boot hang (#669) that was thought to be fixed in Gluon v2016.1.2 has resurfaced on other hardware. We believe it is now fixed properly.
- Sysupgrades on the Xen DomU have been fixed.
- Gluon can now be built on systems that use LibreSSL instead of OpenSSL.

## 88.3 Known Issues

- Default TX power on many Ubiquiti devices is too high, correct offsets are unknown (#94)  
Reducing the TX power in the Expert Mode is recommended.
- The MAC address of the WAN interface is modified even when Mesh-on-WAN is disabled (#496)  
This may lead to issues in environments where a fixed MAC address is expected (like VMware when promiscuous mode is disallowed).
- Inconsistent respondd API (#522)  
The current API is inconsistent and will be replaced eventually. The old API will still be supported for a while.

- Unwritable flash on some Ubiquiti PicoStations (#687)

Gluon v2016.1.1 added support for Ubiquiti AirMAX devices with AirOS 5.6.x without downgrading AirOS first before flashing Gluon. It was discovered that on Ubiquiti PicoStations, this downgrade is still necessary, as the flash is not correctly unlocked, leaving the device unable to leave Config Mode and making regular sysupgrades impossible.

TFTP recovery can be used in this state to flash a new firmware.

### 89.1 Added hardware support

The *x86-generic* images now contain the ATIIXP PATA driver, adding support for FUTRO Thin Clients.

### 89.2 Bugfixes

A nondeterministic boot hang (#669) has been fixed. The TL-WR841N v5 seems to be affected in particular, but the kernel bug is not hardware-specific per se.

### 89.3 Known Issues

- Default TX power on many Ubiquiti devices is too high, correct offsets are unknown (#94)  
Reducing the TX power in the Expert Mode is recommended.
- The MAC address of the WAN interface is modified even when Mesh-on-WAN is disabled (#496)  
This may lead to issues in environments where a fixed MAC address is expected (like VMware when promiscuous mode is disallowed).
- Inconsistent respondd API (#522)  
The current API is inconsistent and will be replaced eventually. The old API will still be supported for a while.



## 90.1 Added hardware support

### 90.1.1 ar71xx-generic

- Onion Omega
- TP-Link TL-MR13U v1

## 90.2 Bugfixes

### 90.2.1 Build

Don't overwrite the opkg repository key on each build.

### 90.2.2 AirOS 5.6.x compatibility

Downgrading to AirOS 5.5.x before flashing Gluon on Airmax M XM/XW devices (NanoStation, Bullet, ...) is not necessary anymore.

### 90.2.3 Status page

- Fix purging of disappeared neighbours from the list
- Don't clear the signal graphs when scrolling in mobile browsers
- Improve browser compatibility (don't assume the Internationalization API is available, fixes the display of numbers in Firefox for Android)

## 90.2.4 Config mode

- Strip trailing whitespace from number input fields (LuCI's validator doesn't catch this)
- Don't allow negative bandwidth limits

## 90.2.5 Failsafe mode

- Fix entering the failsafe mode on the TL-WDR4900.

## 90.3 Known Issues

- Default TX power on many Ubiquiti devices is too high, correct offsets are unknown (#94)  
Reducing the TX power in the Expert Mode is recommended.
- The MAC address of the WAN interface is modified even when Mesh-on-WAN is disabled (#496)  
This may lead to issues in environments where a fixed MAC address is expected (like VMware when promiscuous mode is disallowed).
- Inconsistent respondd/announced API (#522)  
The current API is inconsistent and will be replaced eventually. The old API will still be supported for a while.
- Nondeterministic production of broken images for some (very old) hardware (#669)  
At the moment it seems like only the TL-WR841N v5 is affected.

## 91.1 Added hardware support

### 91.1.1 ar71xx-generic

- Buffalo
  - WZR-HP-G300NH
- D-Link
  - DIR-505 (A1)
- TP-Link
  - CPE210/220/510/520 v1.1
  - TL-WA901N/ND v1
  - TL-WR710N v2
  - TL-WR801N/ND v1, v2
  - TL-WR841N/ND v10
  - TL-WR843N/ND v1
  - TL-WR940N v1, v2, v3
  - TL-WR941ND v6
  - TL-WR1043N/ND v3
- Ubiquiti
  - airGateway
  - airRouter
  - UniFi AP Outdoor+

- Western Digital
  - My Net N600
  - My Net N750

### 91.1.2 x86-xen\_domu

New target containing the necessary drivers for use in Xen.

### 91.1.3 x86-64

64bit version of *x86-generic*. The generic image can also be used in KVM with VirtIO.

## 91.2 New features

### 91.2.1 Kernel module opkg repository

We've not been able to keep ABI compatibility with the kernel of the official OpenWrt images. Therefore, Gluon now generates an opkg repository with modules itself.

The repository can be found at *output/modules/* by default, the image output directory has been moved from *images/* to *output/images/*. See the updated *Getting Started* guide for information on the handling of the signing keys for this repository.

The *opkg\_repo* site.conf option has been replaced to allow specifying this and other additional repositories.

### 91.2.2 New status page

The new status page provides a visually pleasing experience, and displays all important information on a node in a clear manner. It also contains a real-time signal strength graph for all neighbouring nodes to aid with the alignment of antennas.

### 91.2.3 802.11s mesh support

Gluon now supports using 802.11s for its mesh links instead of IBSS (Adhoc). This will allow supporting more WLAN hardware in the future (like Ralink/Mediatek, which don't support AP and IBSS mode simultaneously).

Note that batman-adv is still used on top of 802.11s (and 802.11s forwarding is disabled), the mesh routing protocol provided by 802.11s is not used.

### 91.2.4 Multicast filter extension

The *gluon-ebttables-filter-multicast* package has been extended to filter out multicast ICMP and ICMPv6 Echo Requests (ping) and Node Information Queries (RFC4620). This prevents pings to multicast addresses like ff02::1 to cause traffic peaks (as all nodes and clients would answer such a ping).

### 91.2.5 French translation

A French translation for the Config Mode/Expert Mode has been added.



## 91.3 Bugfixes

- Update kernel code for the QCA953x

Might improve stability of the TP-Link TL-WR841N/ND v9.

- Fix model detection on some Netgear WNDR3700v2

The broken devices will identify as “NETGEAR “. This also breaks the autoupdater, making a manual upgrade necessary.

- Ensure that *odhcp6c* doesn't spawn multiple instances of *dhcpv6.script*
- Fix support for Buffalo WZR-600DHP

A flashable factory image is generated now. The sysupgrade image is still shared with the WZR-HP-AG300H.

## 91.4 Site changes

- `site.conf`

- New WLAN configuration

`wifi24` and `wifi5` need to be updated to a new more flexible format. A configuration using the old format

```
{
  channel = 1,
  htmode = 'HT20'
  ssid = 'entenhausen.freifunk.net',
  mesh_ssid = 'xe:xx:xx:xx:xx:xx',
  mesh_bssid = 'xe:xx:xx:xx:xx:xx',
  mesh_mcast_rate = 12000,
}
```

would look like this in the new format:

```
{
  channel = 1,
  ap = {
    ssid = 'entenhausen.freifunk.net',
  },
  ibss = {
    ssid = 'xe:xx:xx:xx:xx:xx',
    bssid = 'xe:xx:xx:xx:xx:xx',
    mcast_rate = 12000,
  },
}
```

The `htmode` option has been dropped, the channel width is now always set to 20MHz (see <https://github.com/freifunk-gluon/gluon/issues/487> for a discussion of this change).

In addition to the old IBSS (Adhoc) based meshing, 802.11s-based meshing can be configured using the `mesh` section. Example:

```
{
  channel = 1,
  ap = {
```

(continues on next page)

(continued from previous page)

```

    ssid = 'entenhausen.freifunk.net',
  },
  mesh = {
    id = 'mesh.entenhausen.freifunk.net', -- can be any string, human-
↪readable or random
    mcast_rate = 12000,
  },
}

```

While using `ibss` and `mesh` at the same time is possible, it causes high load in very active meshes, so it is advisable to avoid such configurations.

#### – Bandwidth limitation defaults

The old section `simple_tc.mesh_vpn` has been moved to `fastd_mesh_vpn`. `bandwidth_limit` and the `ifname` field isn't used anymore. What looked like this before

```

simple_tc = {
  mesh_vpn = {
    ifname = 'mesh-vpn',
    enabled = false,
    limit_egress = 200,
    limit_ingress = 3000,
  },
}

```

needs to be changed to

```

fastd_mesh_vpn = {
  -- ...

  bandwidth_limit = {
    enabled = false,
    egress = 200,
    ingress = 3000,
  },
}

```

#### – opkg repository configuration

The `opkg` configuration has been changed to be more flexible and allow specifying custom repositories. Example:

```

opkg = {
  openwrt = 'http://opkg.services.ffeh/openwrt/%n/%v/%S/packages',
  extra = {
    modules = 'http://opkg.services.ffeh/modules/gluon-%GS-%GR/%S',
  },
}

```

The keys of the `extra` table (like `modules` in this example) can be chosen arbitrarily.

Instead of explicitly specifying the whole URL, using patterns is recommended. The following patterns are understood:

- \* `%n` is replaced by the OpenWrt version codename (e.g. “chaos\_calmer”)
- \* `%v` is replaced by the OpenWrt version number (e.g. “15.05”)

- \* %S is replaced by the target architecture (e.g. “ar71xx/generic”)
  - \* %GS is replaced by the Gluon site code (as specified in `site.conf`)
  - \* %GV is replaced by the Gluon version
  - \* %GR is replaced by the Gluon release (as specified in `site.mk`)
- `site.mk`
    - The packages *gluon-announce* and *gluon-announced* were merged into the package *gluon-respondd*. If you had any of them (probably *gluon-announced*) in your package list, you have to replace them.
  - `i18n/`
    - The translations of `gluon-config-mode:pubkey` now have to show the fastd public key themselves if desired, making the formatting of the key and whether it is shown at all configurable. To retain the old format, add `<p>` to the beginning of your translations and append:

```

"</p>"
"<div class=\"the-key\">"
" # <%= hostname %>"
" <br/>"
"<%= pubkey %>"
"</div>"

```

## 91.5 Internals

- OpenWrt has been updated to Chaos Calmer
- mac80211 has been backported from OpenWrt trunk r47249 (wireless-testing 2015-07-21)
  - This allows us to support the TL-WR940N v3/TL-WR941ND v6, which uses a TP9343 (QCA956x) SoC.
- Several packages have been moved from the Gluon repo to the packages repo, removing references to Gluon:
  - `gluon-cron` -> `micrond` (the crontabs are now read from `/usr/lib/micron.d` instead of `/lib/gluon/cron`)
  - `gluon-radvd` -> `uradvd`
  - `gluon-simple-tc` -> `simple-tc` (the config file has been renamed as well)
- Some of the Gluon-specific `i18n` support code in the build system has been removed, as LuCI now provides similar facilities
- The C-based `luci-lib-jsonc` library is now used for JSON encoding/decoding instead of the pure Lua `luci-lib-json`
- The site config is now stored as JSON on the node. The Lua interface `gluon.site_config` is still available, and a C interface was added as part of the new package `libgluonutil`.
- The `respondd` daemon now uses C modules instead of Lua snippets, which greatly enhances response speed and reduces memory usage. The Gluon integration package has been renamed from *gluon-announced* to *gluon-respondd*.

## 91.6 Known Issues

- Default TX power on many Ubiquiti devices is too high, correct offsets are unknown (#94)
  - Reducing the TX power in the Expert Mode is recommended.

- batman-adv causes stability issues for both alfred and respondd/announced (#177)
- The MAC address of the WAN interface is modified even when Mesh-on-WAN is disabled (#496)

This may lead to issues in environments where a fixed MAC address is expected (like VMware when promiscuous mode is disallowed).

- Inconsistent respondd/announced API (#522)

The current API is inconsistent and will be replaced in the next release. The old API will still be supported for a while.

## 92.1 Added hardware support

### 92.1.1 ar71xx-generic

- TP-Link
  - TL-WA701N/ND (v2)
  - TL-WA801N/ND (v1)
  - TL-WA830RE (v2)
  - TL-WR740N / TL-WR741ND (v5)

## 92.2 New features

- Ubiquiti Loco M, Picostation M and Rocket M now get their own images (which are just copies of the Bullet M image) so it's more obvious for users which image to use
- The x86-generic images now contain the e1000e ethernet driver by default

## 92.3 Bugfixes

- Fix download of OpenSSL during build because of broken OpenSSL download servers (again...)
- Fix another ABI incompatibility with the upstream kernel modules which prevented loading some filesystem-related modules
- Fix potential MAC address conflicts on x86 target when using mesh-on-wan/lan
- Fix signal strength indicators on TP-LINK CPE210/510

- Fix the model name string on some NETGEAR WNDR3700v2
- Fix 5GHz WLAN switching channels and losing connectivity when other WLANs using the same channel are detected (including other Gluon nodes...); see <https://github.com/freifunk-gluon/gluon/issues/386>
- Fix DNS resolution for mesh VPN on IPv6-only WAN; see <https://github.com/freifunk-gluon/gluon/issues/397>
- gluon-mesh-batman-adv-15: update batman-adv to 2015.0 with additional bugfixes (fixes various minor bugs)
- gluon-mesh-batman-adv-15: fix forwarding of fragmented frames over multiple links with different MTUs

batman-adv compat 15 doesn't re-fragment frames that are fragmented already. In particular, this breaks transmission of large packets which are first fragmented for mesh-on-lan/wan and are then sent over the mesh VPN, which has an even smaller MTU. Work around this limitation by decreasing the maximum fragment size to 1280, so they can always be forwarded as long there's no link with a MTU smaller than 1280.

See <https://github.com/freifunk-gluon/gluon/issues/435>

## 93.1 Added hardware support

### 93.1.1 ar71xx-generic

- TP-Link
  - TL-WA830RE (v1)

## 93.2 New features

The *x86-generic* and *x86-kvm\_guest* images now support two ethernet interfaces by default. If two interfaces exist during the first boot, *eth0* will be used as LAN and *eth1* as WAN.

## 93.3 Bugfixes

- Fix German “Expert Mode” label (was “Export Mode”)
- Fix download of OpenSSL during build (because of broken OpenSSL download servers...)
- Fix ABI break causing kernel panics when trying to use network-related modules from the official OpenWrt repository (like *kmod-pppoe*)
- Fix race conditions breaking parallel build occasionally
- A broken network configuration would be generated when an older Gluon version was updated to 2015.1 with *mesh\_on\_lan* enabled in *site.conf*
- Minor announced/alfred JSON format fixes (don’t output empty lists where empty objects would be expected)





## 94.1 Added hardware support

Gluon v2015.1 is the first release to officially support hardware that is not handled by the *ar71xx-generic* OpenWrt target. This also means that *ar71xx-generic* isn't the default target anymore, the `GLUON_TARGET` variable must be set for all runs of `make` and `make clean` now.

### 94.1.1 ar71xx-generic

- Allnet
  - ALL0315N
- D-Link
  - DIR-615 (C1)
- GL-Inet
  - 6408A (v1)
  - 6416A (v1)
  - WRT160NL
- Netgear
  - WNDR3700 (v1, v2)
  - WNDR3800
  - WNDRMAC (v2)
- TP-Link
  - TL-MR3220 (v2)
  - TL-WA701N/ND (v1)

- TL-WA860RE (v1)
- TL-WA901N/ND (v2, v3)
- TL-WR743N/ND (v1, v2)
- TL-WR941N/ND (v5)
- TL-WR2543N/ND (v1)
- Ubiquiti
  - Nanostation M XW
  - Loco M XW
  - UniFi AP Pro

### 94.1.2 ar71xx-nand

- Netgear
  - WNDR3700 (v4)
  - WNDR4300 (v1)

### 94.1.3 mpc85xx-generic

- TP-Link
  - TL-WDR4900 (v1)

### 94.1.4 x86-generic

- x86-generic
- x86-virtualbox
- x86-vmware

### 94.1.5 x86-kvm\_guest

- x86-kvm

## 94.2 New features

### 94.2.1 Multilingual config mode

All config and expert mode modules contain both English and German texts now. The English locale should always be enabled in `site.mk` (as English is the fallback language), German can be enabled in addition using the `GLUON_LANGS` setting.

The language shown is automatically determined from the headers sent by the user's browser.

## 94.2.2 Mesh-on-LAN

Gluon now supports meshing using a node's LAN ports. It can be enabled by default in *site.conf*, and configured by the user using the *gluon-luci-portconfig* expert mode package.

Please note that nodes without the *mesh-on-lan* feature enabled must never be connected via their LAN ports.

## 94.2.3 Extended WLAN configuration

The new `client_disabled` and `mesh_disabled` keys in the `wifi24` and `wifi5` sections allow to disable the client and mesh networks by default, which may make sense for images for special installations.

The new package *gluon-luci-wifi-config* allows the user to change these settings; in addition, the WLAN adapters' transmission power can be changed in this package.

## 94.2.4 fastd “performance mode”

The new package *gluon-luci-mesh-vpn-fastd* allows the user to switch between the *security* and *performance* VPN sections. In *performance mode*, the method *null* will be prepended to the method list.

The new option `configurable` in the `fastd_mesh_vpn` section of `site.conf` must be set to *true* so firmware upgrades don't overwrite the method list completely (non-*null* methods will still be overwritten). Adding the *gluon-luci-mesh-vpn-fastd* package enforces this setting.

## 94.2.5 Altitude setting in *gluon-config-mode-geo-location*

The *gluon-config-mode-geo-location* config mode module now contains an optional altitude field.

## 94.2.6 *gluon-announced* rework

The *gluon-announced* package has been reworked to allow querying it from anywhere in the mesh. In contrast to *gluon-alfred*, it is based on a query-response model (the master multicasts a query, the nodes respond), while *gluon-alfred* uses periodic announcements.

For now, we recommend including both *gluon-alfred* and *gluon-announced* in Gluon-based firmwares, until *gluon-announced* is ready to replace *gluon-alfred* completely, and software like the `ffmap` backend has been adjusted accordingly.

## 94.2.7 Nested peer groups

Nested peer groups for the *fastd-mesh-vpn-fastd* package can now be configured in `site.conf`, each with its own peer limit. This allows to add additional constraints, for example to connect to 2 peers altogether, but only 1 peer in each data center.

## 94.2.8 Autoupdater manual branch override

When running the updater manually on the command line, the branch to use can now be overridden using the `-b` option.

## 94.3 Bugfixes

### 94.3.1 Accidental factory reset fix

Pressing a node's reset button for more than 5 seconds would completely reset a node's configuration under certain conditions.

### 94.3.2 WAN IPv6 issues

The WAN port would stop to respond to IPv6 packets sometimes, also breaking IPv6 VPN connectivity.

### 94.3.3 WDR4900 WAN MAC address

The MAC address on the WAN port of the WDR4900 was broken, making this device unusable for *mesh-on-wan* configurations.

## 94.4 Site changes

- `site.conf`
  - `hostname_prefix` is now optional, and is concatenated directly with the generated node ID, in particular no hyphen is inserted anymore. If you want to keep the old behaviour, you have to append the hyphen to the `hostname_prefix` field of your `site.conf`.
  - `mesh_vpn_fastd`: The default peer group name `backbone` isn't hardcoded anymore, any group name can be used. Instead, the `fastd_mesh_vpn` table must now contain an element `groups`, for example:

```
fastd_mesh_vpn = {
  methods = {'salsa2012+umac'},
  mtu = 1426,
  groups = {
    backbone = {
      limit = 2,
      peers = {
        -- ...
      }
    }
  }
}
```

- `config_mode`: The config mode messages aren't configured in `site.conf` anymore. Instead, they are defined language-specific gettext files in the `i18n` subdirectory of the site configuration (see *Config mode texts*).
- `roles`: The display strings for the node roles aren't configured in the `site.conf` anymore, but in the site `i18n` files. The `site.conf` section becomes:

```
roles = {
  default = 'foo',
  list = {
    'foo',
    'bar',
  }
}
```

(continues on next page)

(continued from previous page)

```

    }
}

```

The display string use i18n message IDs like `gluon-luci-node-role:role:foo` and `gluon-luci-node-role:role:bar`.

- `site.mk`
  - `gluon-mesh-batman-adv-15` is now the recommended `batman-adv` version for new Gluon deployments.
  - The packages `gluon-setup-mode` and `gluon-config-mode-core` must now be added to `GLUON_SITE_PACKAGES` explicitly (to allow replacing them with community-specific implementations).
  - The new `GLUON_LANGS` variable selects the config mode languages to include. It defaults to `en`, setting it to `en de` will select both the English and German locales. `en` must always be included.

## 94.5 Internals

### 94.5.1 New upgrade script directory

The distinction between *initial* and *invariant* scripts has been removed, all scripts are now run on each upgrade. Instead of having one script directory per package, all upgrade scripts lie in `/lib/gluon/upgrade` now, so it is possible to define the run order across packages.

### 94.5.2 Merged package repository

The Gluon-specific packages have been moved to the `package` directory of the Gluon main repository. The packages repository now only contains packages that will be submitted to the OpenWrt upstream eventually.

## 94.6 Known Issues

### 94.6.1 Alfred/respondd crashes

<https://github.com/freifunk-gluon/gluon/issues/177>

Occasional `alfred` crashes may still occur. As this is caused by a kernel issue, we suspect that `respondd`, which `gluon-announce` is based on, is affected in the same way.

### 94.6.2 Ignored TX power offset on Ubiquiti AirMax devices

<https://github.com/freifunk-gluon/gluon/issues/94>

The default transmission power setting on many of these devices is too high. It may be necessary to make manual adjustments, for example using the `gluon-luci-wifi-config` package. The values shown by `gluon-luci-wifi-config` generally include the TX power offset (amplifier and antenna gain) where available, but on many devices the offset is inaccurate or unavailable.



### 95.1 Added (and removed) hardware support

- Buffalo
  - WZR-HP-AG300H / WZR-600DHP
  - WZR-HP-G450H
- D-Link
  - DIR-615 (E1) support had to be dropped
- TP-LINK
  - CPE210/220/510/520 (v1)
  - TL-MR3040 (v2)
  - TL-WA750RE (v1)
  - TL-WA801N/ND (v2)
  - TL-WA850RE (v1)
  - TL-WR703N (v1)
  - TL-WR710N (v1)
  - TL-WR1043N/ND (v2)

### 95.2 New features

#### 95.2.1 OpenWrt Barrier Breaker

Switching to the new OpenWrt release 14.09 (“Barrier Breaker”) has yielded lots of updates for both the kernel and most packages. Besides better performance, this has also greatly improved stability (far less out-of-memory issues!).

## 95.2.2 Modular config mode

The old `gluon-config-mode` package has been split into five small packages, each providing a single section of the config mode form. This simplifies removing or replacing parts of the wizard.

See the *Site changes* section for details.

## 95.2.3 Experimental support for batman-adv compat 15

As batman-adv has broken compatibility starting with batman-adv 2014.0 (bumping the “compat level” to 15), Gluon users must decide which batman-adv version to use. The package for the old batman-adv version `gluon-mesh-batman-adv` has been renamed to `gluon-mesh-batman-adv-14`, the new version can be used with `gluon-mesh-batman-adv-15`.

Please note that batman-adv compat 15 still isn’t tested very well (and there are known bugs in the current release 2014.3), so for now we still recommend using compat 14 in “production” environments.

## 95.2.4 fastd v16

Besides other new features and bugfixes, fastd v16 support the new authentication method “UMAC”. We recommend switching from the old `salsa2012+gmac` and `null+salsa2012+gmac` methods to the new `salsa2012+umac` and `null+salsa2012+umac` as UMAC is much faster and even more secure than GMAC.

## 95.2.5 Private WLAN

The new package `gluon-luci-private-wifi` allows to configure a private WLAN with WPA-PSK in the expert mode which is bridged with the WAN uplink.

## 95.2.6 Embedding SSH keys

Using `gluon-authorized-keys` it is possible to embed predefined SSH public keys to firmware images. If `gluon-config-mode-*` is left out images will be ready to mesh after the first boot with SSH running for further configuration.

## 95.2.7 Status page resolves nodenames

The tools `gluon-announced` and `gluon-neighbour-info` are now available. Using them enables the status page to resolve hostnames and IPs of a nodes’ neighbours.

This will also work on devices with multiple wireless interfaces.

## 95.3 Bugfixes

- Expert Mode: Fixed all SSH keys being removed when a password was set
- `gluon-mesh-vpn-fastd`: Fixed VPN peers removed from the `site.conf` not being removed from `/etc/config/fastd`
- TL-LINK TL-WDR3600/4300: Added workaround for reboot issues
- Improved stability (due to switch to OpenWrt Barrier Breaker)



## 95.4 Site changes

- `site.mk`
  - Obsolete packages:
    - \* `gluon-config-mode`
    - \* `gluon-mesh-batman-adv`
  - Recommended new packages:
    - \* `gluon-config-mode-autoupdater`
    - \* `gluon-config-mode-hostname`
    - \* `gluon-config-mode-mesh-vpn`
    - \* `gluon-config-mode-geo-location`
    - \* `gluon-config-mode-contact-info`
    - \* `gluon-mesh-batman-adv-14` (specify this before all other packages in the `site.mk`!)

## 95.5 Internals

The switch to Barrier Breaker has led to a multitude of changes all over Gluon:

- The config mode/setup mode is now started by an own set of init scripts in `/lib/gluon/setup-mode/rc.d` run by `procd`
- Many tools and services used by Gluon have been replaced by our own implementations to reduce the size of the images:
  - `ethtool` has been replaced by our minimal Lua library `lua-ethtool-stats`
  - `tc` has been replaced by our minimal implementation `gluon-simple-tc`
  - `radvd` has been replaced by our minimal implementation `gluon-radvd`

## 95.6 Known Issues

### 95.6.1 Alfred crashes

<https://github.com/freifunk-gluon/gluon/issues/177>

Alfred may still crash unconditionally. Some measures have been taken to aid but the core problem hasn't been analyzed yet.

### 95.6.2 Out of memory / batman-adv memory leaks

<https://github.com/freifunk-gluon/gluon/issues/216>

In some (hopefully rare!) cases `batman-adv` may still leak memory associated with global TT entries. This may result in kernel panics or out-of-memory conditions.

### 95.6.3 Ignored tx-power offset on Ubiquiti AirMax devices

<https://github.com/freifunk-gluon/gluon/issues/94>

There is still no OpenWRT support for determining the transmission power offsets on Ubiquiti AirMax devices (Bullet M2, Picostation M2, Nanostation (loco) M2, ...). Use Gluon with caution on these devices! Manual adjustment may be required.

This is a bugfix release.

### 96.1 Bugfixes

- gluon-announced zombie process bug  
gluon-announced was creating zombie processes when answering requests, causing issues with the new status page which is currently in development.
- fastd peers removed from `site.conf` weren't removed correctly from the fastd configuration on firmware upgrades
- Expert Mode: setting a password will not remove SSH keys anymore
- alfred has been updated to 2014.3.0  
We hope this solves the alfred stability issues noted by several people.
- `gluon-ebtables-filter-ra-dhcp` and `gluon-ebtables-filter-multicast` have been fixed to allow DHCPv6 to work
- Another ath9k patch has been added, which might further improve WLAN stability and performance

### 96.2 New features

- Support for static WAN setups instead of (DHCP/Router Advertisement) has been added; configuration is possible on the port config page of the Expert Mode.

### 96.3 Site changes

- `site.conf`

- The new boolean option `fastd_mesh_vpn.enabled` allows enabling the mesh VPN by default. This value is optional; if it isn't specified, the mesh VPN will be disabled.

## 97.1 New hardware support

- Linksys WRT160NL

## 97.2 New features

### 97.2.1 New autoupdater

The autoupdater has been rewritten.

Two new fields have been added to the manifest:

**DATE** Specifies the time and date the update was released. `make manifest` will take care of setting it to the correct value.

**PRIORITY** Specifies the maximum number of days until the update should be attempted (thus lower numbers mean the priority is higher). It must be set either in `site.mk` or on the `make manifest` command line.

Updates will be attempted at night, between 04:00 and 5:00, with a specific probability. When less than `PRIORITY` days have passed (calculated using `DATE` and the current time), the probability will be proportional to the time passed. I.e. the update probability will start at 0 and slowly increase to 1 until `PRIORITY` days have passed. From then, the probability will be fixed at 1.

**Note:** For the new update logic to work, a valid NTP server reachable over the mesh (using IPv6) must be configured in `site.conf`. If the autoupdater is unable to determine the correct time, it will fall back to a behavior similar to the old implementation (i.e. hourly update attempts).

### 97.2.2 Separation of announced data

The data announced by `alfred` has been split into two data types:

- *nodeinfo* (type 158) contains all static information about a node
- *statistics* (type 159) contains all dynamic information about a node

Both types also contain a new field `node_id` which contains an arbitrary unique ID (currently the primary MAC address, sans colons) which can be used to match the *nodeinfo* with *statistics* information.

### 97.2.3 gluon-announced

A new daemon has been added in a new package `gluon-announced`. This daemon can be used for querying the *nodeinfo* data of a node via link-local multicast on the ad-hoc interfaces.

At the moment, this daemon is not used, but we recommend including it in `site.mk` nevertheless as we plan to implement a new status page showing some information about neighbor nodes in the next version of Gluon.

### 97.2.4 VPN over IPv6

It is now possible to use `fastd` in IPv6 WAN networks. This still needs testing, but it should work well.

Please note that the MTU of 1426 used by many communities for VPN over IPv4 is too big for IPv6 as the IPv6 header is 20 bytes longer (`fastd` over IPv4 has an overhead of 66 bytes, `fastd` over IPv6 has an overhead of 86 bytes).

### 97.2.5 More modular Config Mode

The package `gluon-config-mode` has been split into multiple packages to simplify the development of extensions. The low-level logic (handling of the button, starting the services for the config mode) has been moved into a new package `gluon-setup-mode`, while `gluon-config-mode` only contains the frontend now.

### 97.2.6 Extended Expert Mode

The Expert Mode now has a nice info page. In addition, the new package `gluon-luci-portconfig` has been added which allows simple configuration of `batman-adv` on the WAN interface.

### 97.2.7 Site validators

The content of the `site.conf` is now validated when the images are built to make it less likely to accidentally build broken images.

### 97.2.8 gluon-firewall

The package `gluon-firewall` has been removed. Its features are now part of the packages `gluon-core` and `gluon-mesh-batman-adv`.

### 97.2.9 gluon-ath9k-workaround

This package installs a cron job which tries to recognize `ath9k` hangs and restart the WLAN while recording some information. It is very rudimentary and we can't really recommend using it on "production" nodes.

## 97.3 Bugfixes

### 97.3.1 Improved ath9k stability

Multiple bugs in the WLAN driver ath9k have been fixed upstream. This should greatly improve the WLAN stability.

### 97.3.2 odhcp6c 50 day bug

An important update for odhcp6c fixes a bug which caused Gluon nodes to lose their IPv6 addresses on br-client after an uptime of 50 days, making the nodes unable perform automated updates (besides other issues).

### 97.3.3 IPv6 preference

Commands like `wget` now prefer IPv6 for domains with both AAAA and A records, allowing to use such domains for the autoupdater URLs and as NTP servers in `site.conf`.

## 97.4 Site changes

- `site.conf`
  - The probability fields for the autoupdater branches can be dropped as they aren't used anymore
  - The type of the enabled options of the `gluon-simple-tc` configuration has been changed to boolean, so `true` and `false` must be used instead of 1 and 0 now
- `site.mk`
  - Obsolete packages:
    - \* `gluon-firewall`
  - Recommended new packages:
    - \* `gluon-announced`
    - \* `gluon-luci-portconfig`
  - `GLUON_PRIORITY` must be set in `site.mk` or on the `make manifest` commandline. Use `GLUON_PRIORITY ?= 0` in `site.mk` to allow overriding from the commandline.

## 97.5 Internals

Some internal changes not mentioned before which are interesting for developers:

- Many more shell scripts have been converted to Lua
- `gluon-mesh-vpn-fastd` now uses the new package `gluon-wan-dnsmasq`, which provides a secondary DNS server on port 54 that is only reachable from `localhost` and uses the DNS servers on the WAN interface for everything. This allowed us to remove some ugly hacks which were making the DNS servers used depend on the domain being resolved.

For IPv6, the default route is now controlled via packet marks, so the secondary DNS server and `fastd` set the packet mark so they use the default route provided on the WAN interface instead of the mesh.





## CHAPTER 98

---

License

---

See LICENCE



## CHAPTER 99

---

### Indices and tables

---

- search